

Benchmark Report Oadby & Wigston March 2024

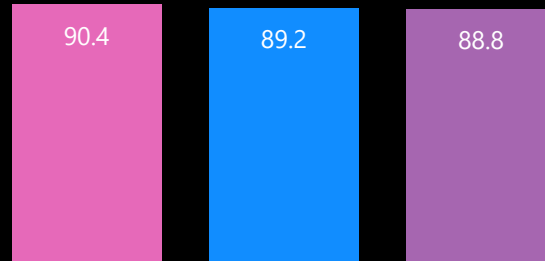
Data used in this report is taken from:

Lightcast Job Postings
ONS Annual Population Survey
ONS Annual Survey of Hours & Earnings
ONS Business Registration & Employment Survey
ONS Claimant Count
ONS UK Business Counts

Business Size

ONS UK Business Counts - Annual (2023)

Micro %

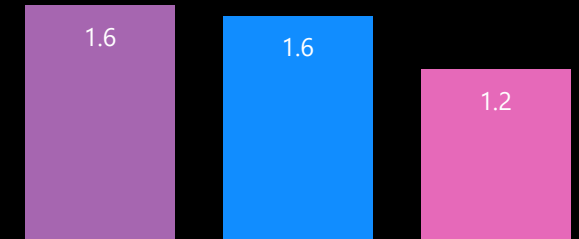


Oadby and Wigston

England

LLEP Area

Medium %

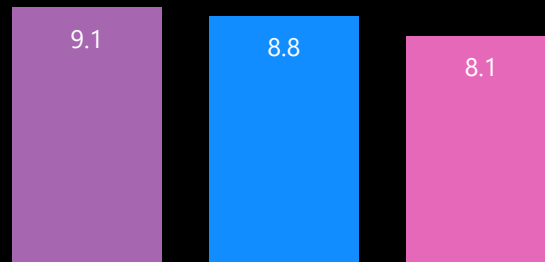


LLEP Area

England

Oadby and Wigston

Small %




LLEP Area

England

Oadby and Wigston

Large %

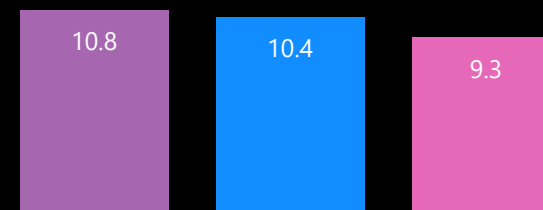


LLEP Area

England

Oadby and Wigston

SMEs %



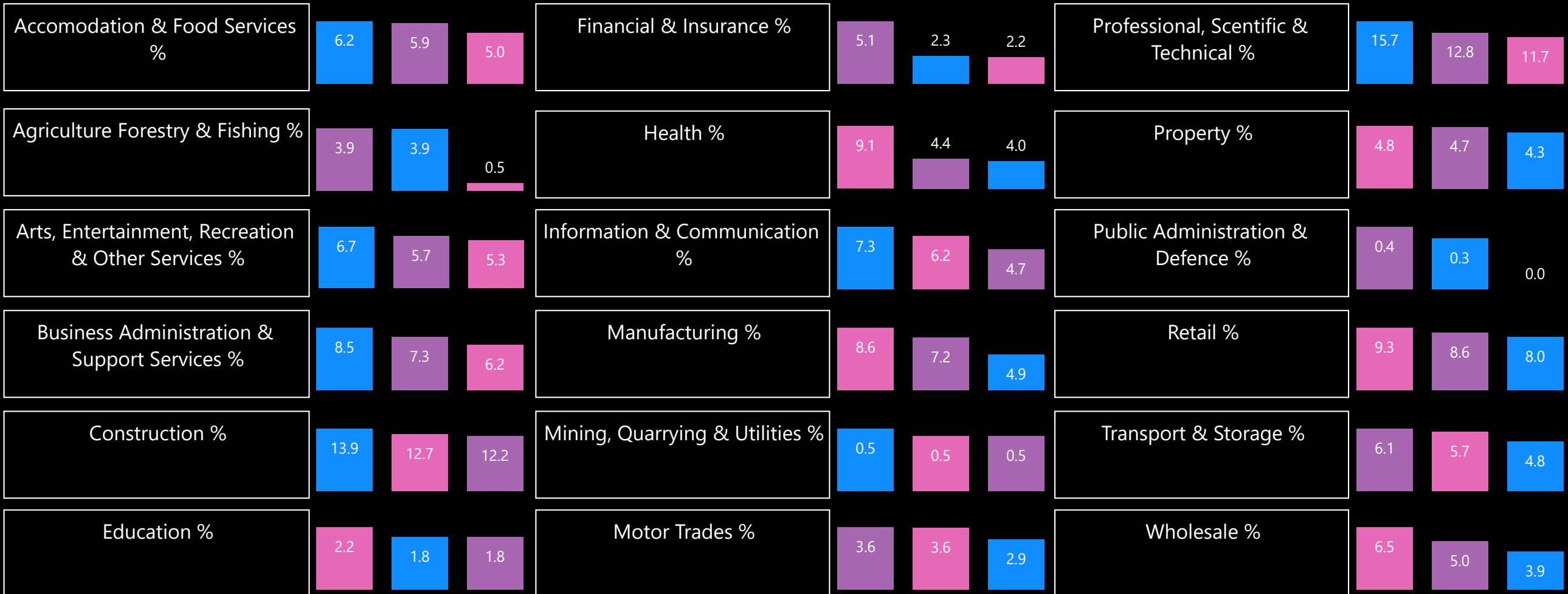
LLEP Area

England

Oadby and Wigston

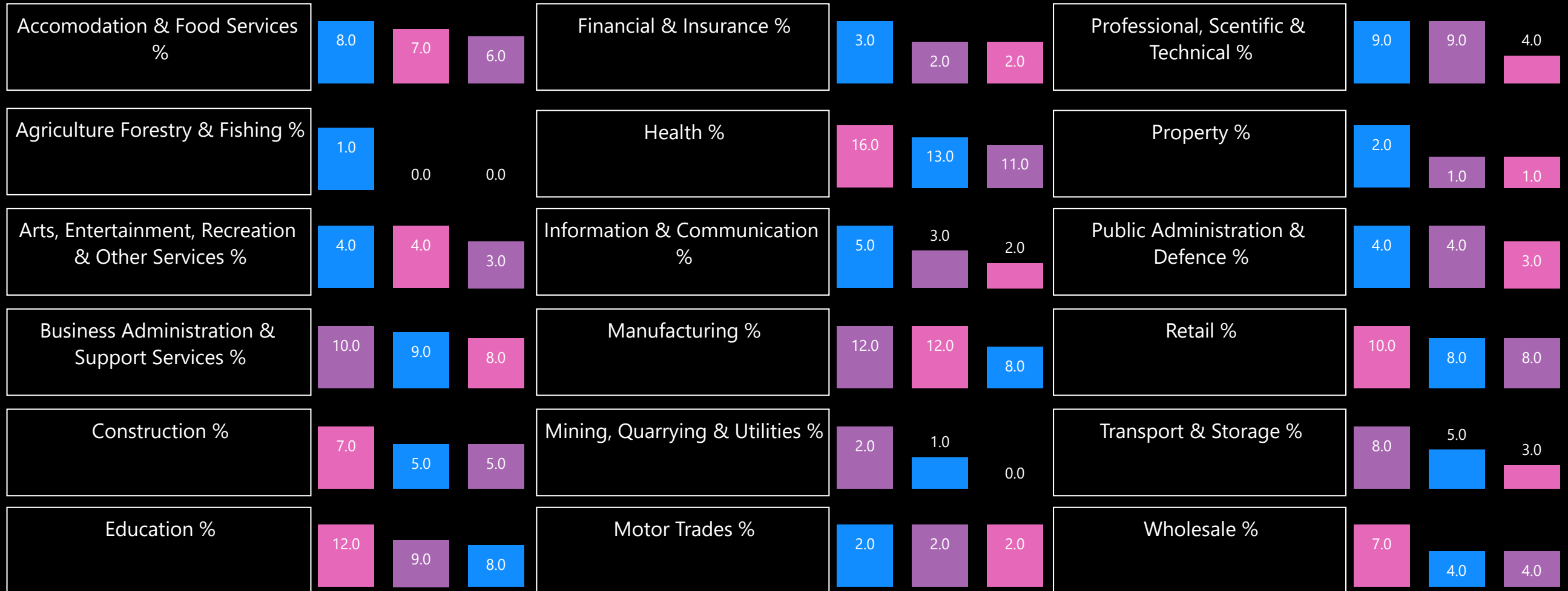
Business Share

ONS UK Business Counts - Annual (2023)



Employee Share (share of all employees)

ONS Business Registration & Employment Survey - Annual (2022)



Job postings

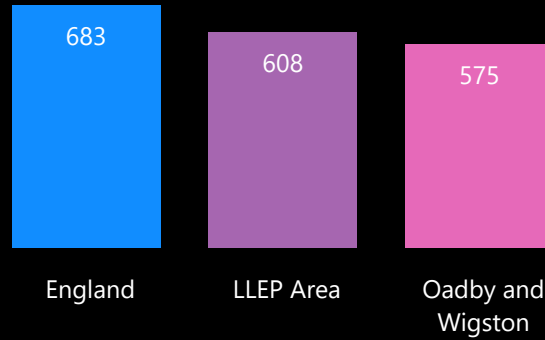
Lightcast - Monthly



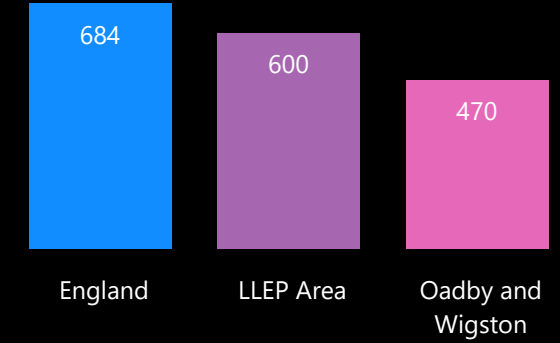
Earnings (£s)

ONS Annual Survey of Hours & Earnings (median weekly earnings) - Annual (2022)

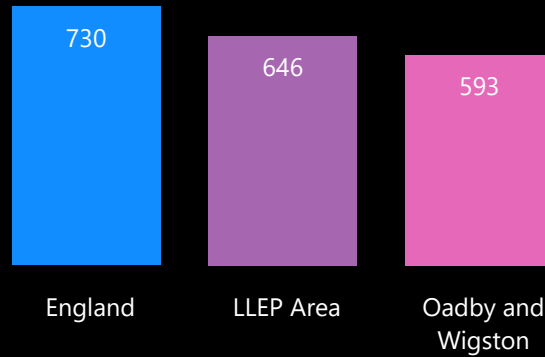
Resident All



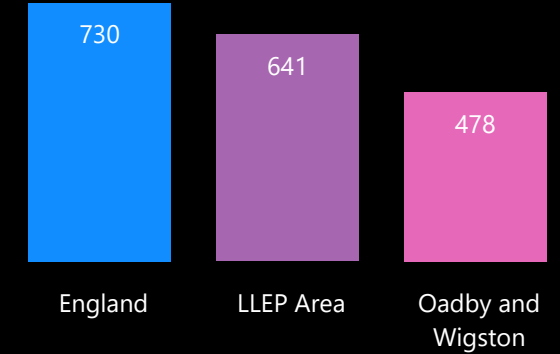
Workplace All



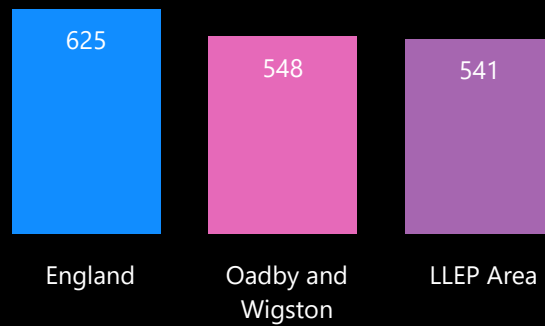
Resident Male



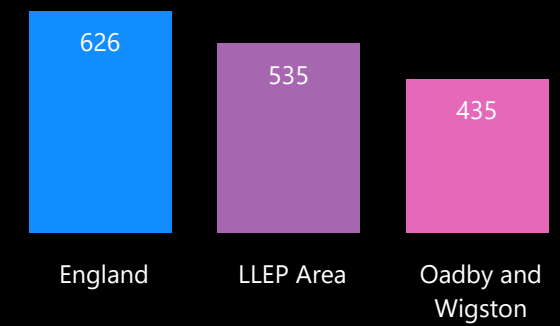
Workplace Male



Resident Female



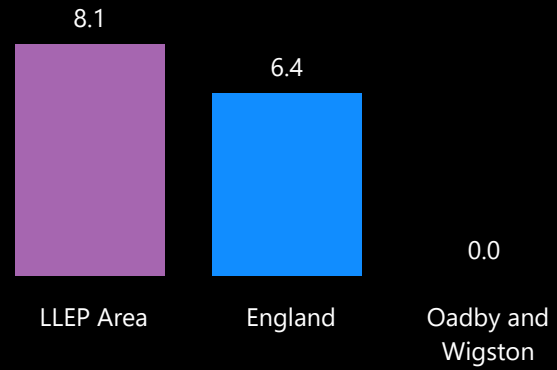
Workplace Female



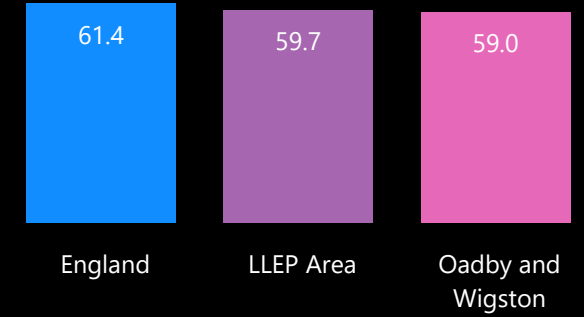
Qualifications

ONS Annual Population Survey - Annual (2021)

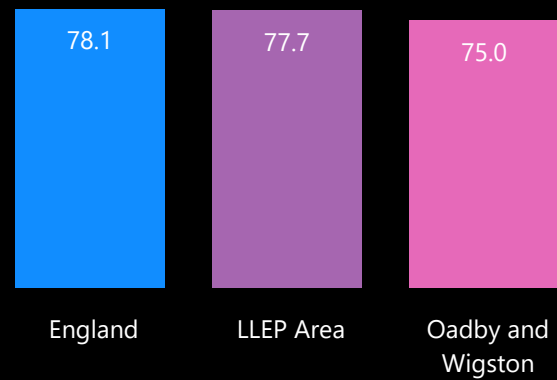
No Qualifications %



NVQ3+ %



NVQ2+ %



NVQ4+ %

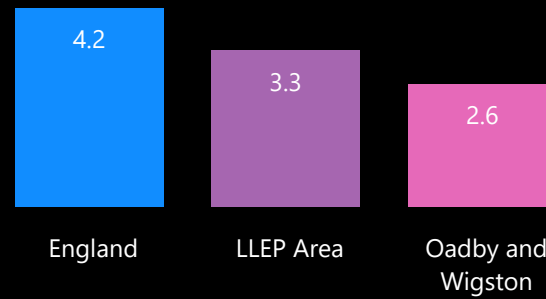


Note: Where 0, the sample size is too small

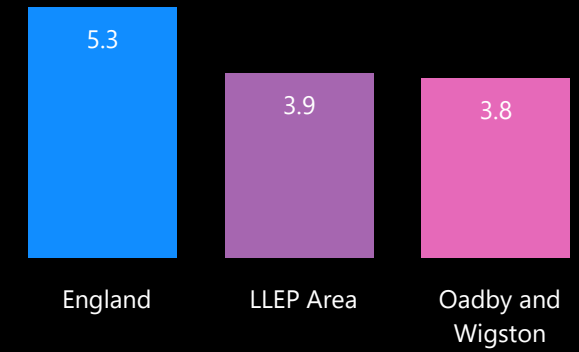
Claimants

ONS Claimant Count by Sex & Age - Monthly

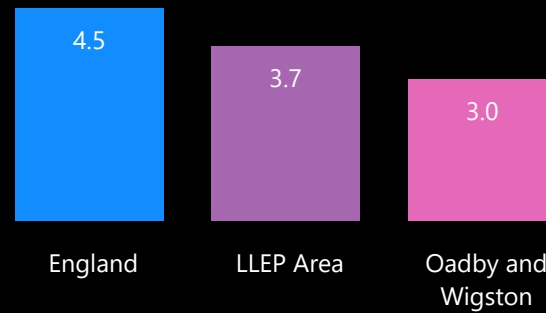
Claimants All %



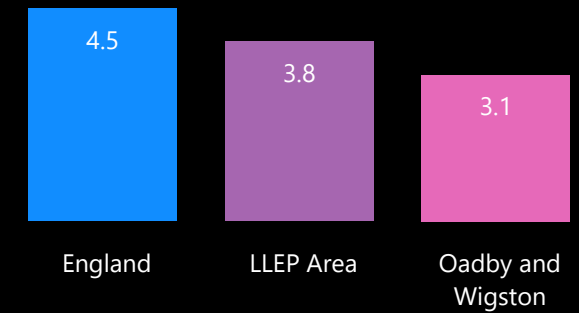
Claimants 18-24 %



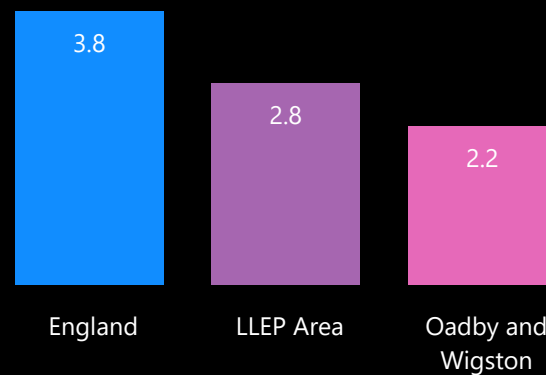
Claimants Male %



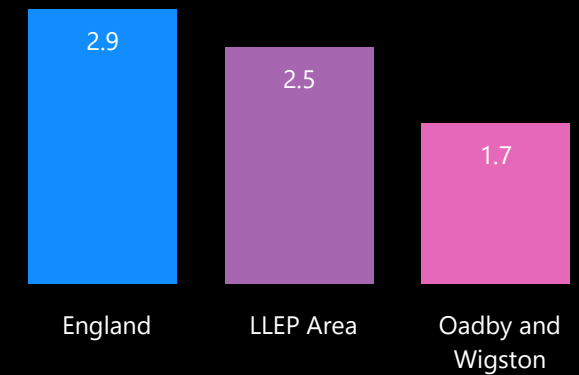
Claimants 25 - 49 %



Claimants Female %



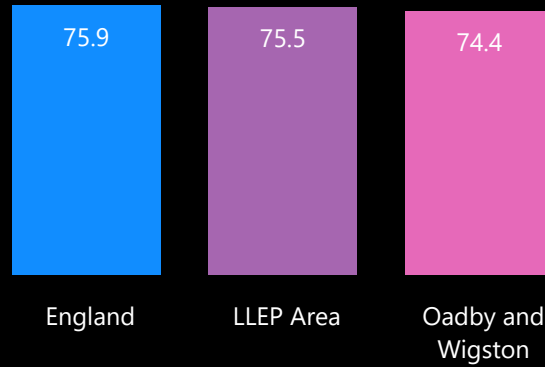
Claimants All 50+ %



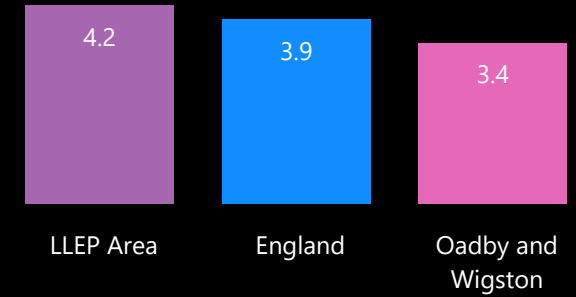
Employment & Unemployment

ONS Annual Population Survey - Quarterly

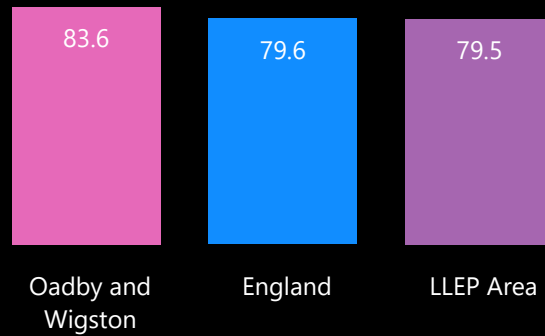
Employment All %



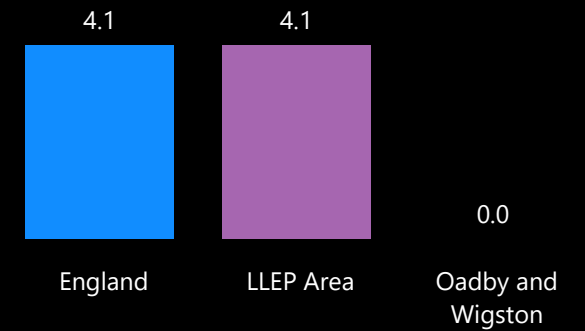
Unemployment All %



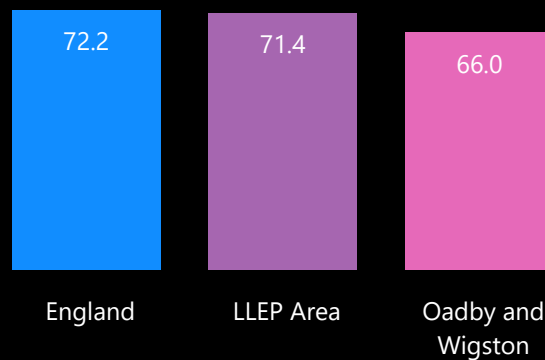
Employment Male %



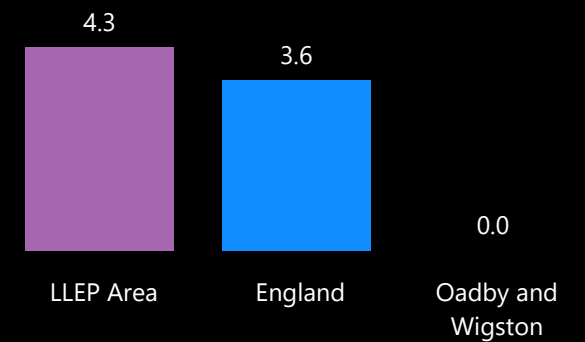
Unemployment Male %



Employment Female %



Unemployment Female %

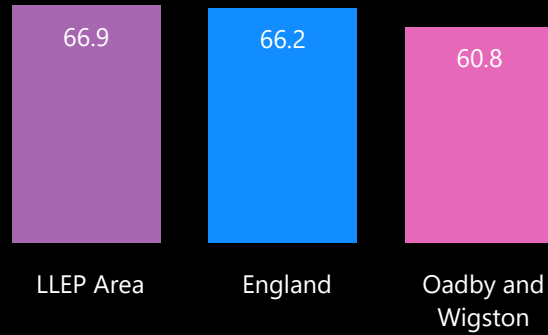


Note: Where 0, the sample size is too small

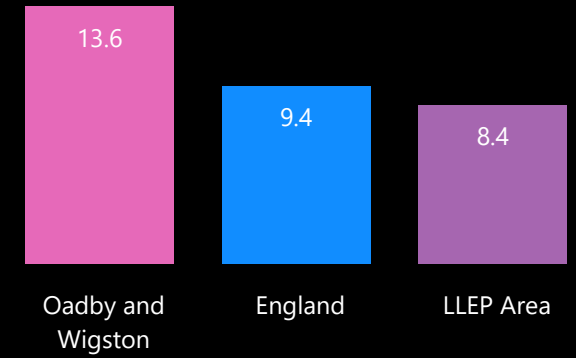
Employees & Self Employment

ONS Annual Population Survey - Quarterly

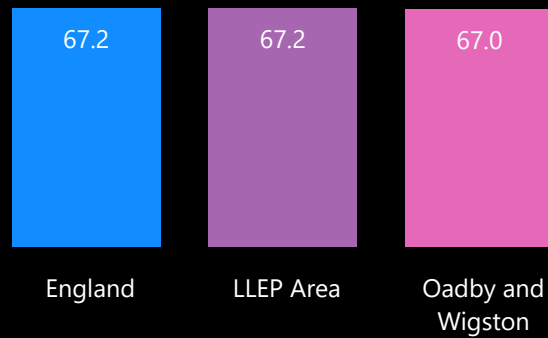
Employees All %



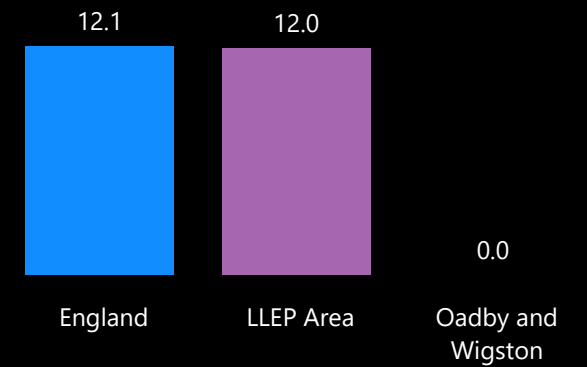
SE All %



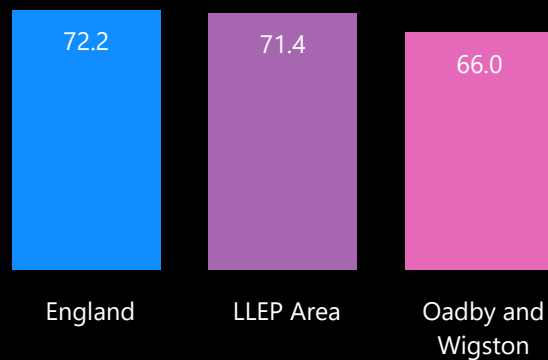
Employees Male %



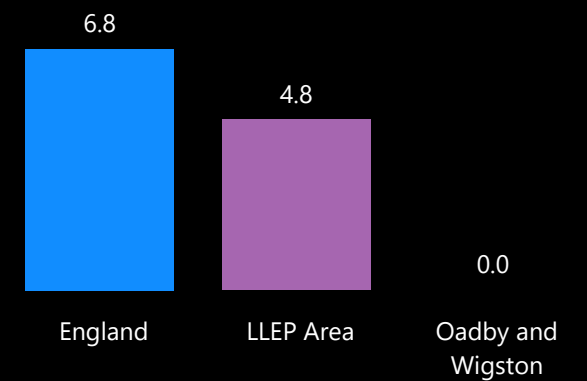
SE Male %



Employees Female %



SE Female %



Note: Where 0, the sample size is too small

Numbers

KPI Numbers

Business Size	Business Share		
<p>2090</p> <p>All Businesses</p>	<p>105</p> <p>B Accommodation & food services</p>	<p>45</p> <p>B Financial & insurance</p>	<p>245</p> <p>B Professional, scientific & technical</p>
<p>1890</p> <p>Micro (0 to 9)</p>	<p>10</p> <p>B Agriculture, forestry & fishing</p>	<p>190</p> <p>B Health</p>	<p>100</p> <p>B Property</p>
<p>170</p> <p>Small (10 to 49)</p>	<p>110</p> <p>B Arts, entertainment, recreation & ot...</p>	<p>130</p> <p>B Information & communication</p>	<p>0</p> <p>B Public administration & defence</p>
<p>25</p> <p>Medium-sized (50 to 249)</p>	<p>130</p> <p>B Business administration & support ...</p>	<p>180</p> <p>B Manufacturing</p>	<p>195</p> <p>B Retail</p>
<p>5</p> <p>Large (250+)</p>	<p>265</p> <p>B Construction</p>	<p>10</p> <p>B Mining, quarrying & utilities</p>	<p>120</p> <p>B Transport & storage</p>
<p>195</p> <p>All SMEs</p>	<p>45</p> <p>B Education</p>	<p>75</p> <p>B Motor trades</p>	<p>135</p> <p>B Wholesale</p>

KPI Numbers

Employee Share			Job Postings
1250 E Accommodation & food services	350 E Financial & insurance	700 E Professional, scientific & technical	18 JP 11 Corporate Managers and Direct...
25 E Agriculture, forestry & fishing	3000 E Health	225 E Property	11 JP 12 Other Managers and Proprietors
800 E Arts, entertainment, recreation & ot...	400 E Information & communication	600 E Public administration & defence	12 JP 21 Science, Research, Engineering ...
1750 E Business administration & support s...	2250 E Manufacturing	2000 E Retail	10 JP 22 Health Professionals
1250 E Construction	45 E Mining, quarrying & utilities	600 E Transport & storage	29 JP 23 Teaching and Educational Profe...
2250 E Education	350 E Motor trades	1250 E Wholesale	15 JP 24 Business, Media and Public Serv...

KPI Numbers

Job Postings

10 JP 31 Science, Engineering and Techn...	4 JP 42 Secretarial and Related Occupat...	5 JP 62 Leisure, Travel and Related Pers...	36 JP 92 Elementary Administration and ...
10 JP 32 Health and Social Care Associat...	0 JP 51 Skilled Agricultural and Related ...	14 JP 71 Sales Occupations	
1 JP 33 Protective Service Occupations	12 JP 52 Skilled Metal, Electrical and Elec...	11 JP 72 Customer Service Occupations	
86 JP 34 Culture, Media and Sports Occu...	13 JP 53 Skilled Construction and Buildin...	13 JP 81 Process, Plant and Machine Ope...	
32 JP 35 Business and Public Service Ass...	15 JP 54 Textiles, Printing and Other Skill...	8 JP 82 Transport and Mobile Machine ...	
27 JP 41 Administrative Occupations	39 JP 61 Caring Personal Service Occupa...	5 JP 91 Elementary Trades and Related ...	

KPI Numbers

Qualifications	Claimants	Employment/Unemployment	Employees/SE
0 No Qualifications	915 Claimants	24800 Employment	20400 Employees
24100 NVQ2+	520 Claimants Male	13300 Employment Male	10800 Employees Male
19000 NVQ3+	400 Claimants Female	11400 Employment Female	9600 Employees Female
13200 NVQ4+	195 Claimants 18 to 24	900 Unemployment	4400 Self Employment
	530 Claimants 25 to 49	0 Unemployment Male	0 Self Employment Male
	190 Claimants 50+	0 Unemployment Female	0 Self Employment Female

Author: Brendon Brockway