

Benchmark Report NW Leicestershire March 2024

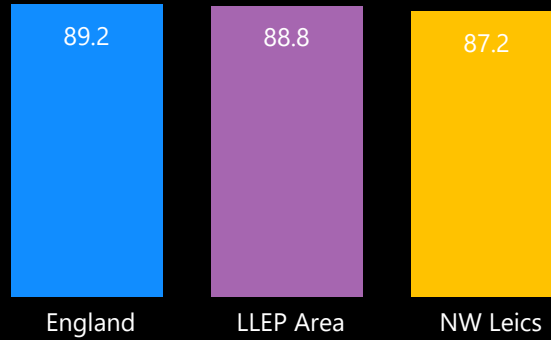
Data used in this report is taken from:

Lightcast Job Postings
ONS Annual Population Survey
ONS Annual Survey of Hours & Earnings
ONS Business Registration & Employment Survey
ONS Claimant Count
ONS UK Business Counts

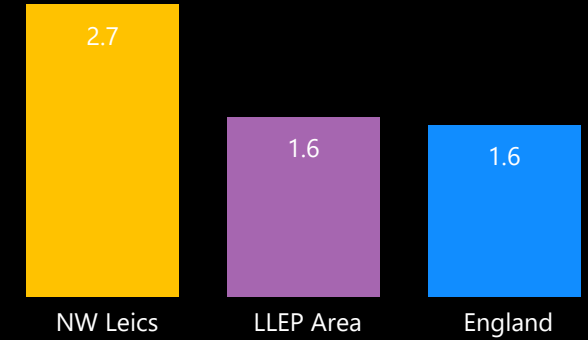
Business Size

ONS UK Business Counts - Annual (2023)

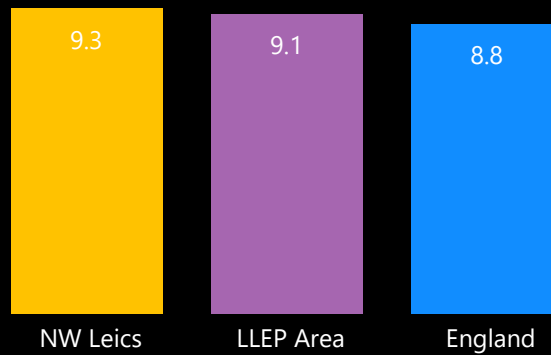
Micro %



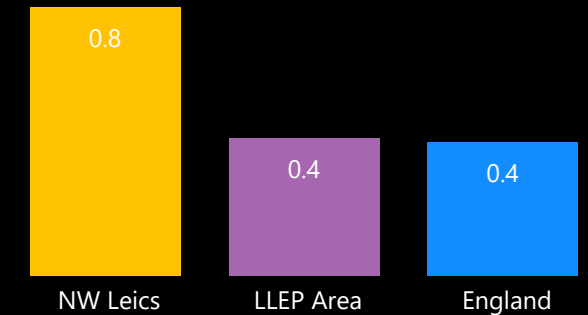
Medium %



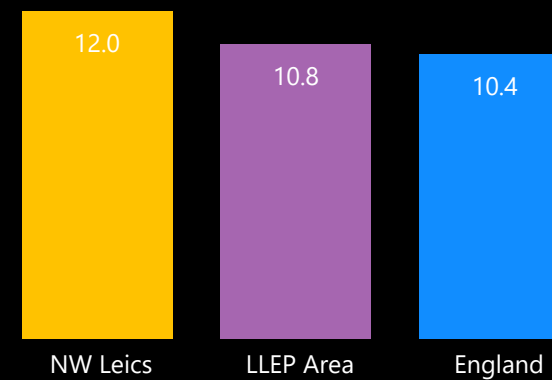
Small %



Large %

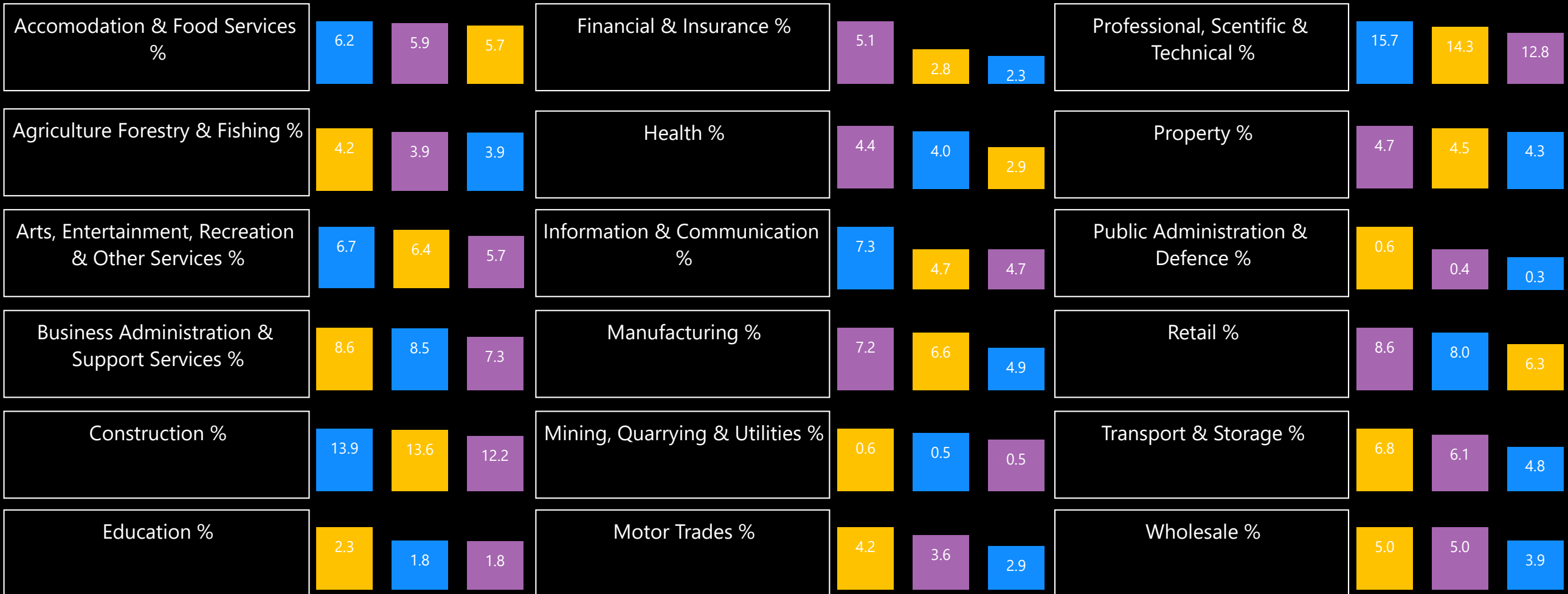


SMEs %



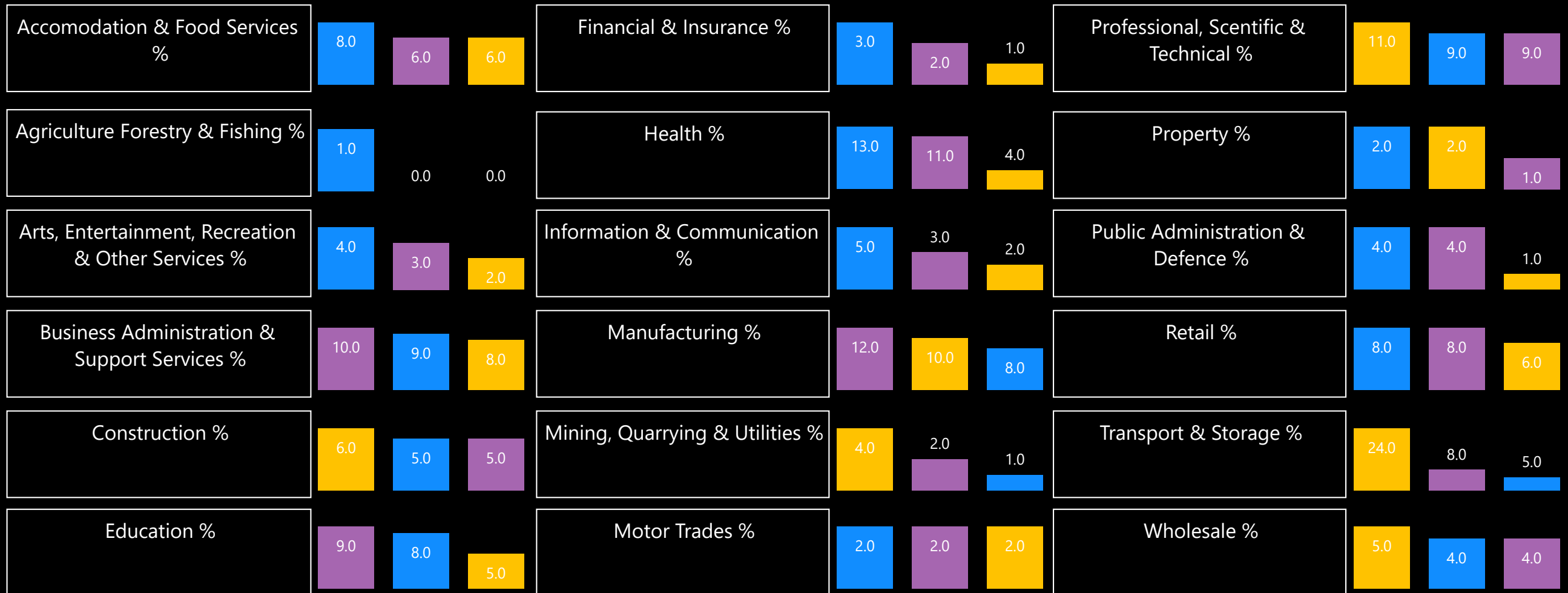
Business Share

ONS UK Business Counts - Annual (2023)



Employee Share (share of all employees)

ONS Business Registration & Employment Survey - Annual (2022)



Job postings

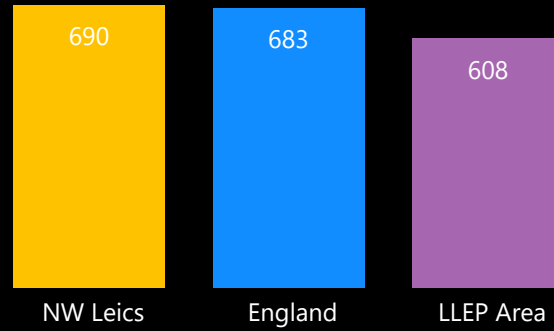
Lightcast - Monthly

Corporate Managers & Directors %	6.3	5.7	5.6	Culture, Media & Sports Occupations %	7.5	4.3	1.5	Leisure, Travel % Related Personal Service Occupations %	1.3	1.0	0.4
Other Managers & Proprietors %	4.6	3.2	3.0	Business & Public Services Associate Professionals %	8.7	8.5	8.3	Sales Occupations %	5.9	5.5	4.9
Science, Research, Engineering & Technology Professional %	8.4	7.4	5.7	Administrative Occupations %	8.0	7.6	6.7	Customer Service Occupations %	3.2	2.5	2.2
Health Professionals %	5.0	4.2	2.8	Secretarial & Related Occupations	2.4	2.0	1.1	Process, Plant & Machine Operatives %	3.8	3.2	2.2
Teaching & Education Professionals %	5.6	4.2	2.3	Skilled Agricultural & Related Trades %	0.4	0.3	0.1	Transport & Mobile Machine Drivers & Operatives %	5.5	2.9	2.2
Business, Media & Public Service Professionals %	9.7	8.4	7.3	Skilled Metal, Electrical & Electronic Trades %	4.8	4.4	3.2	Elementary Trades & Related Occupations %	1.1	0.9	0.8
Science, Engineering & Technology Associate Professionals %	3.1	3.1	3.0	Skilled Construction & Building Trades %	2.2	1.9	1.3	Elementary Administration & Service Occupations %	11.7	8.0	7.7
Health & Social Care Associate Professionals %	3.2	2.6	1.7	Textiles, Printing & Other Skilled Trades %	1.5	1.5	0.8				
Protective Service Occupations %	0.3	0.3	0.2	Caring Personal Service Occupations %	7.1	5.5	3.8				

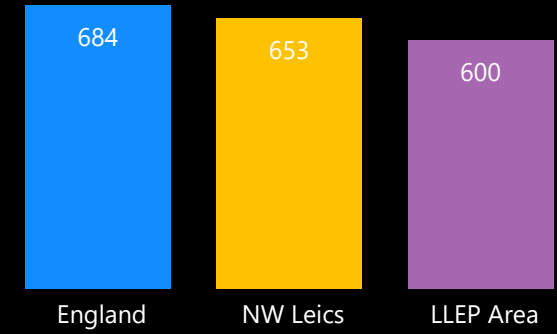
Earnings (£s)

ONS Annual Survey of Hours & Earnings (median weekly earnings) - Annual (2022)

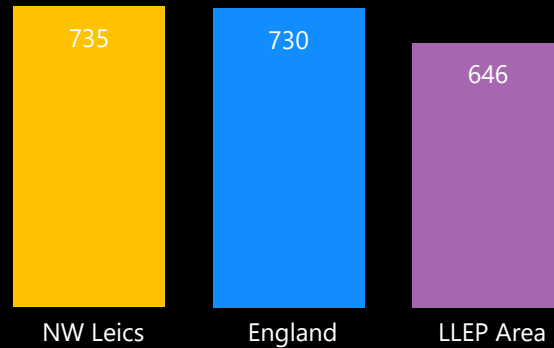
Resident All



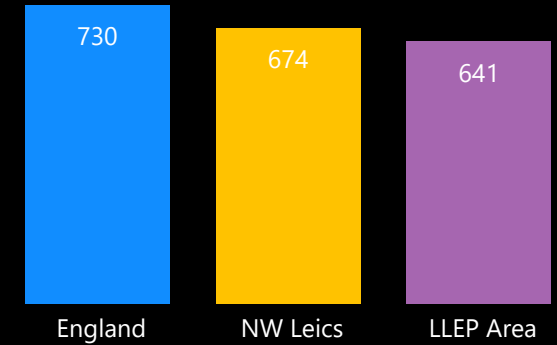
Workplace All



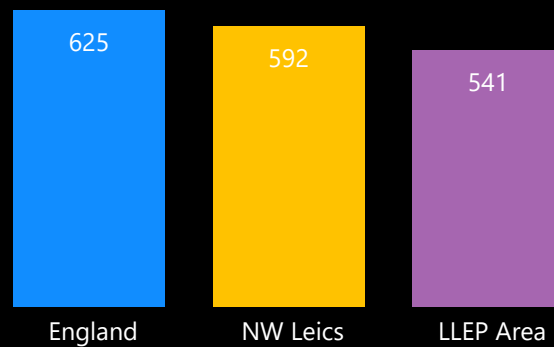
Resident Male



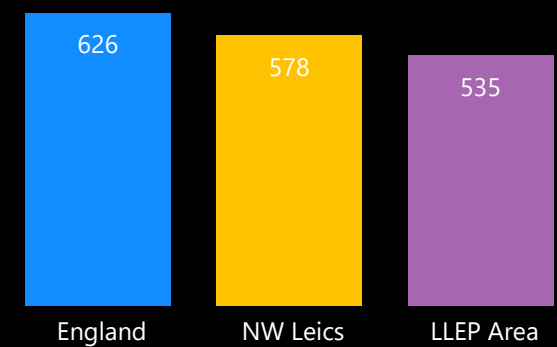
Workplace Male



Resident Female



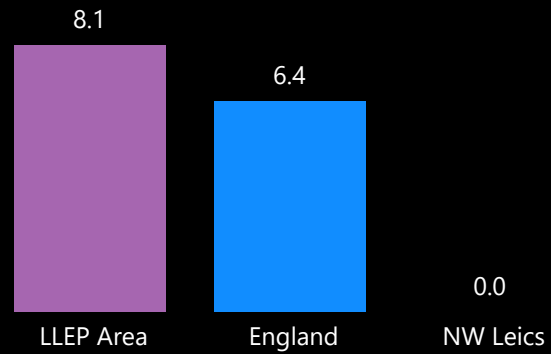
Workplace Female



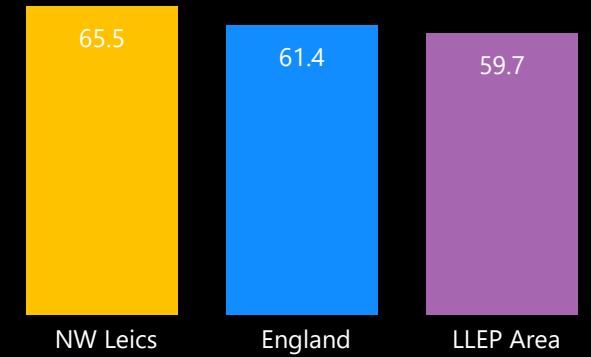
Qualifications

ONS Annual Population Survey - Annual (2021)

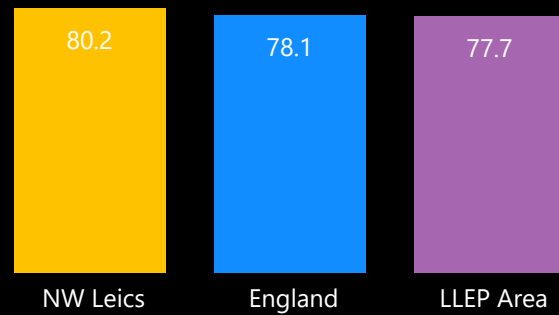
No Qualifications %



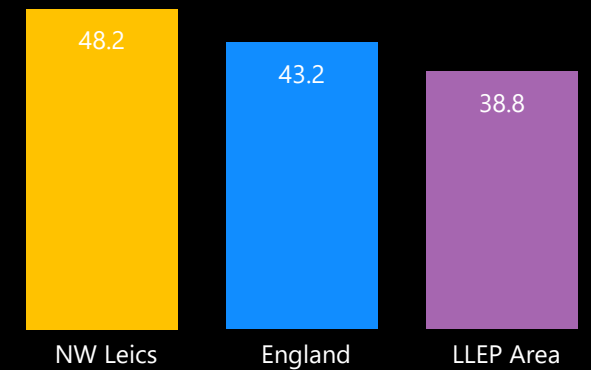
NVQ3+ %



NVQ2+ %



NVQ4+ %

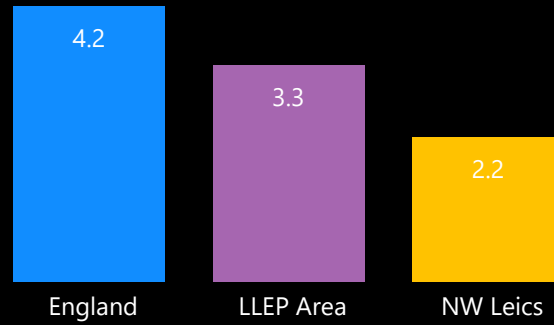


Note: Where 0, the sample size is too small

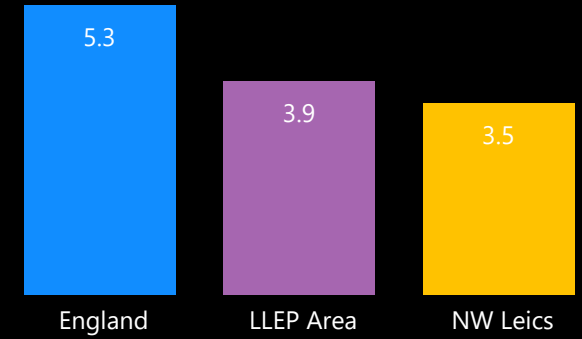
Claimants

ONS Claimant Count by Sex & Age - Monthly

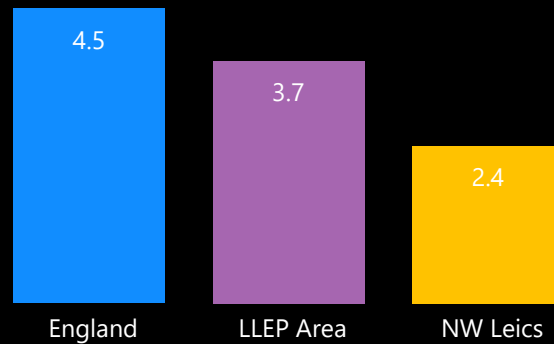
Claimants All %



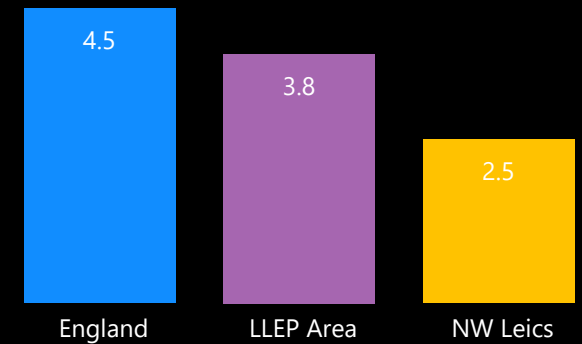
Claimants 18-24 %



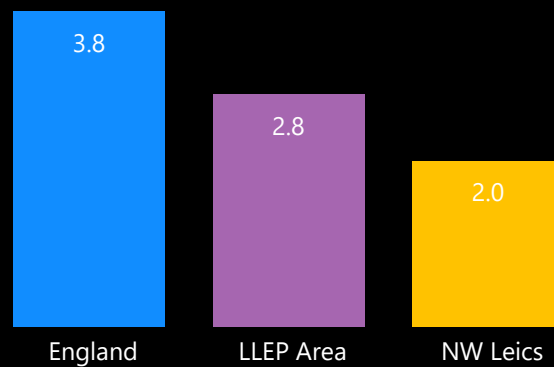
Claimants Male %



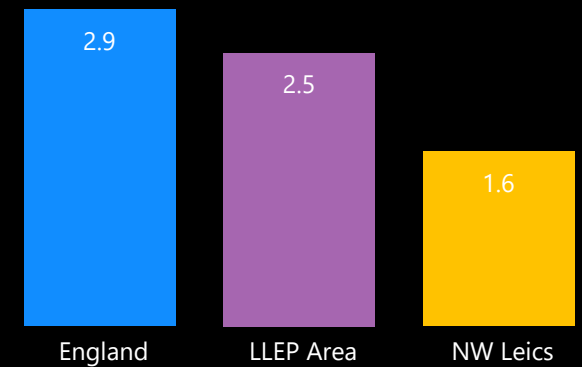
Claimants 25 - 49 %



Claimants Female %



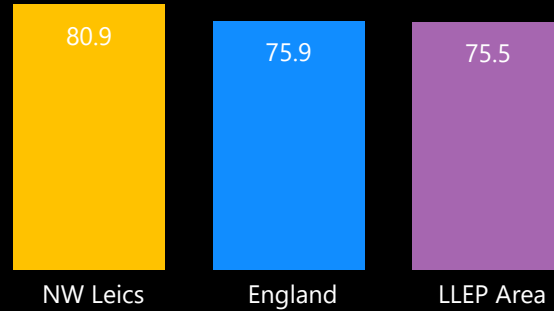
Claimants All 50+ %



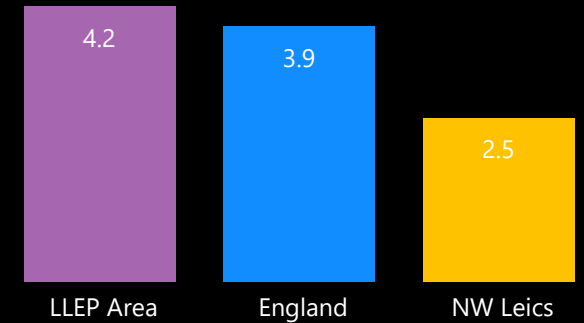
Employment & Unemployment

ONS Annual Population Survey - Quarterly

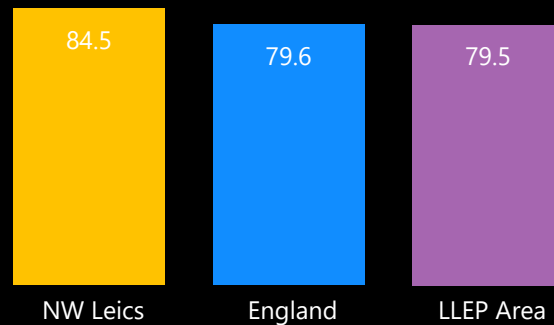
Employment All %



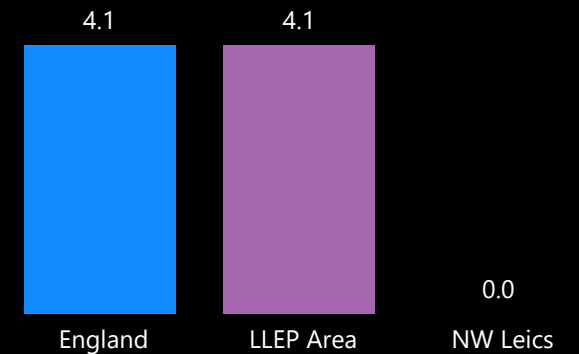
Unemployment All %



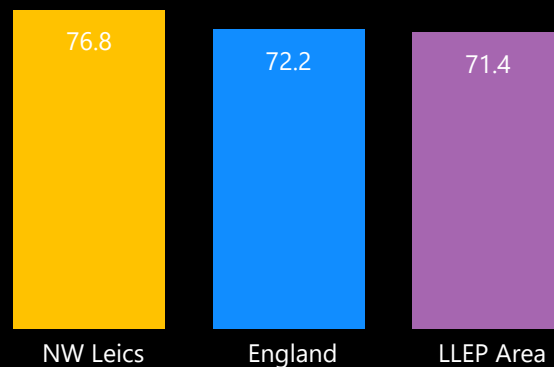
Employment Male %



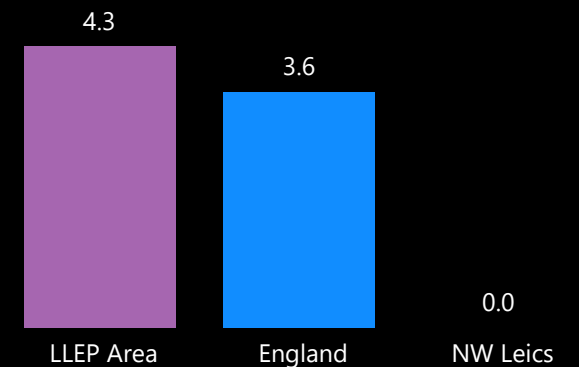
Unemployment Male %



Employment Female %



Unemployment Female %

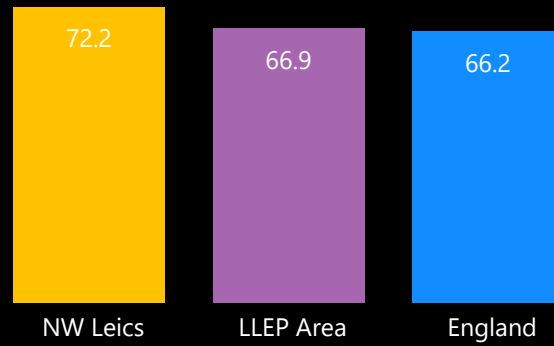


Note: Where 0, the sample size is too small

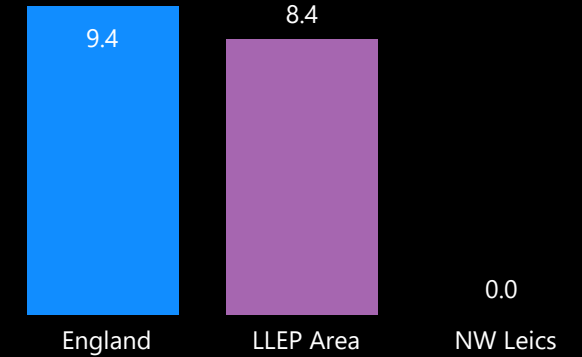
Employees & Self Employment

ONS Annual Population Survey - Quarterly

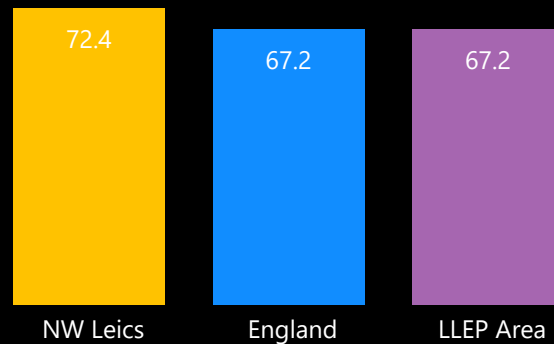
Employees All %



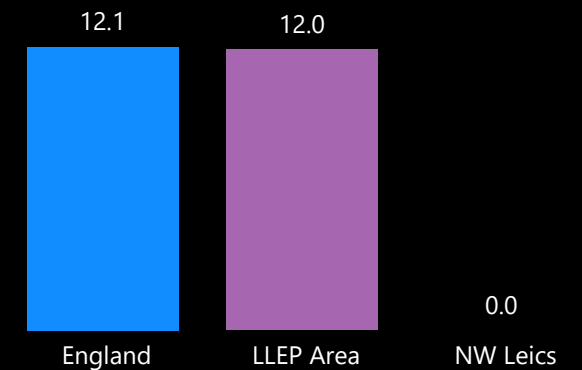
SE All %



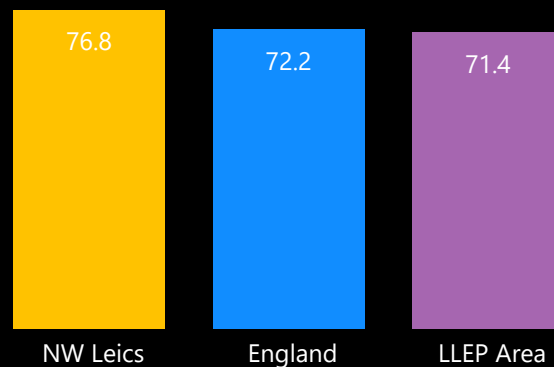
Employees Male %



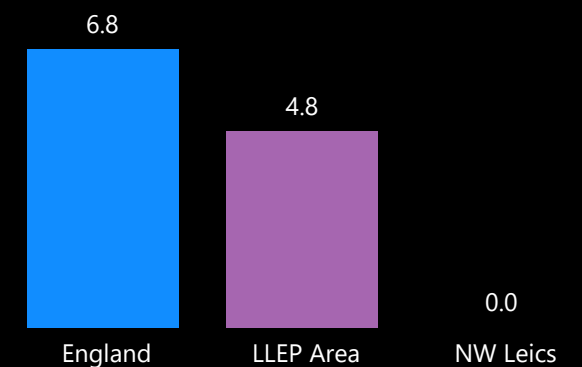
SE Male %



Employees Female %



SE Female %



Note: Where 0, the sample size is too small

Numbers

KPI Numbers

Business Size	Business Share		
4295 All Businesses	245 B Accommodation & food services	120 B Financial & insurance	615 B Professional, scientific & technical
3745 Micro (0 to 9)	180 B Agriculture, forestry & fishing	125 B Health	195 B Property
400 Small (10 to 49)	275 B Arts, entertainment, recreation & ot...	200 B Information & communication	25 B Public administration & defence
115 Medium-sized (50 to 249)	370 B Business administration & support ...	285 B Manufacturing	270 B Retail
35 Large (250+)	585 B Construction	25 B Mining, quarrying & utilities	290 B Transport & storage
515 All SMEs	100 B Education	180 B Motor trades	215 B Wholesale

KPI Numbers

Employee Share			Job Postings
4000 E Accommodation & food services	1000 E Financial & insurance	8000 E Professional, scientific & technical	141 JP 11 Corporate Managers and Direct...
200 E Agriculture, forestry & fishing	3000 E Health	1500 E Property	113 JP 12 Other Managers and Proprietors
1500 E Arts, entertainment, recreation & ot...	1500 E Information & communication	900 E Public administration & defence	141 JP 21 Science, Research, Engineering ...
6000 E Business administration & support s...	7000 E Manufacturing	4000 E Retail	69 JP 22 Health Professionals
4000 E Construction	2500 E Mining, quarrying & utilities	17000 E Transport & storage	58 JP 23 Teaching and Educational Profe...
3500 E Education	1750 E Motor trades	3500 E Wholesale	181 JP 24 Business, Media and Public Serv...

KPI Numbers

Job Postings

77 JP 31 Science, Engineering and Techn...	26 JP 42 Secretarial and Related Occupat...	10 JP 62 Leisure, Travel and Related Pers...	289 JP 92 Elementary Administration and ...
41 JP 32 Health and Social Care Associat...	3 JP 51 Skilled Agricultural and Related ...	121 JP 71 Sales Occupations	
5 JP 33 Protective Service Occupations	119 JP 52 Skilled Metal, Electrical and Elec...	78 JP 72 Customer Service Occupations	
185 JP 34 Culture, Media and Sports Occu...	33 JP 53 Skilled Construction and Buildin...	93 JP 81 Process, Plant and Machine Ope...	
205 JP 35 Business and Public Service Ass...	21 JP 54 Textiles, Printing and Other Skill...	137 JP 82 Transport and Mobile Machine ...	
199 JP 41 Administrative Occupations	93 JP 61 Caring Personal Service Occupa...	28 JP 91 Elementary Trades and Related ...	

KPI Numbers

Qualifications	Claimants	Employment/Unemployment	Employees/SE
0 No Qualifications	1445 Claimants	51700 Employment	45400 Employees
49400 NVQ2+	775 Claimants Male	29400 Employment Male	24500 Employees Male
40300 NVQ3+	670 Claimants Female	22300 Employment Female	20900 Employees Female
29700 NVQ4+	270 Claimants 18 to 24	1300 Unemployment	5400 Self Employment
	810 Claimants 25 to 49	0 Unemployment Male	0 Self Employment Male
	360 Claimants 50+	0 Unemployment Female	0 Self Employment Female

Author: Brendon Brockway