

Benchmark Report Melton

March 2024

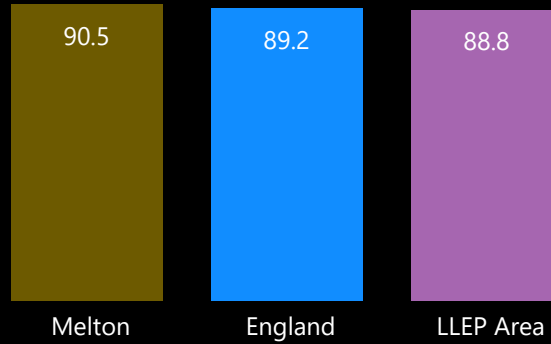
Data used in this report is taken from:

Lightcast Job Postings
ONS Annual Population Survey
ONS Annual Survey of Hours & Earnings
ONS Business Registration & Employment Survey
ONS Claimant Count
ONS UK Business Counts

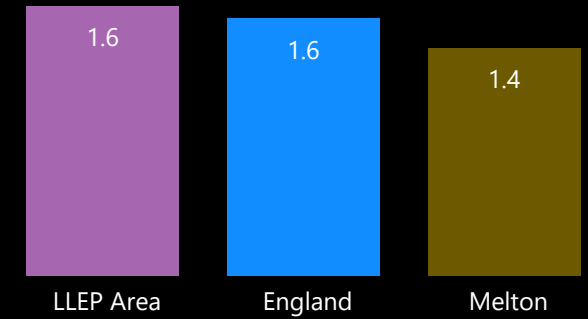
Business Size

ONS UK Business Counts - Annual (2023)

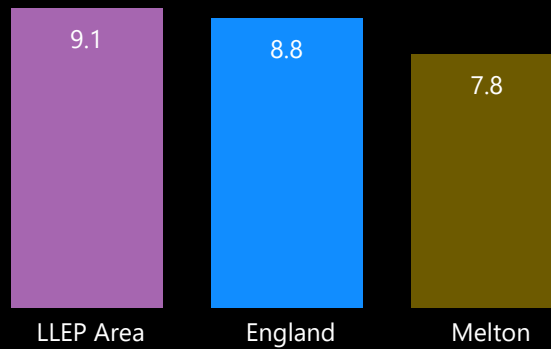
Micro %



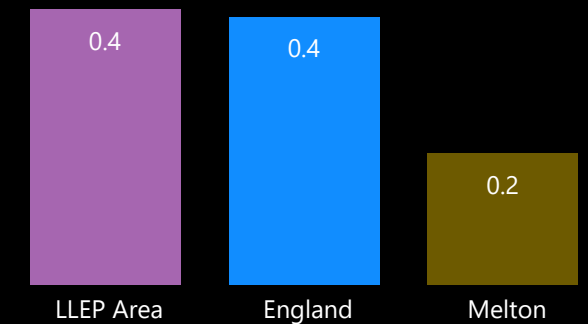
Medium %



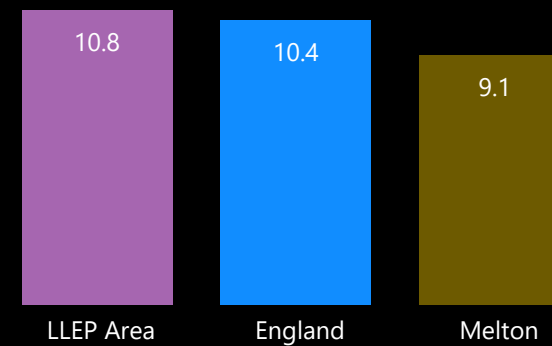
Small %



Large %

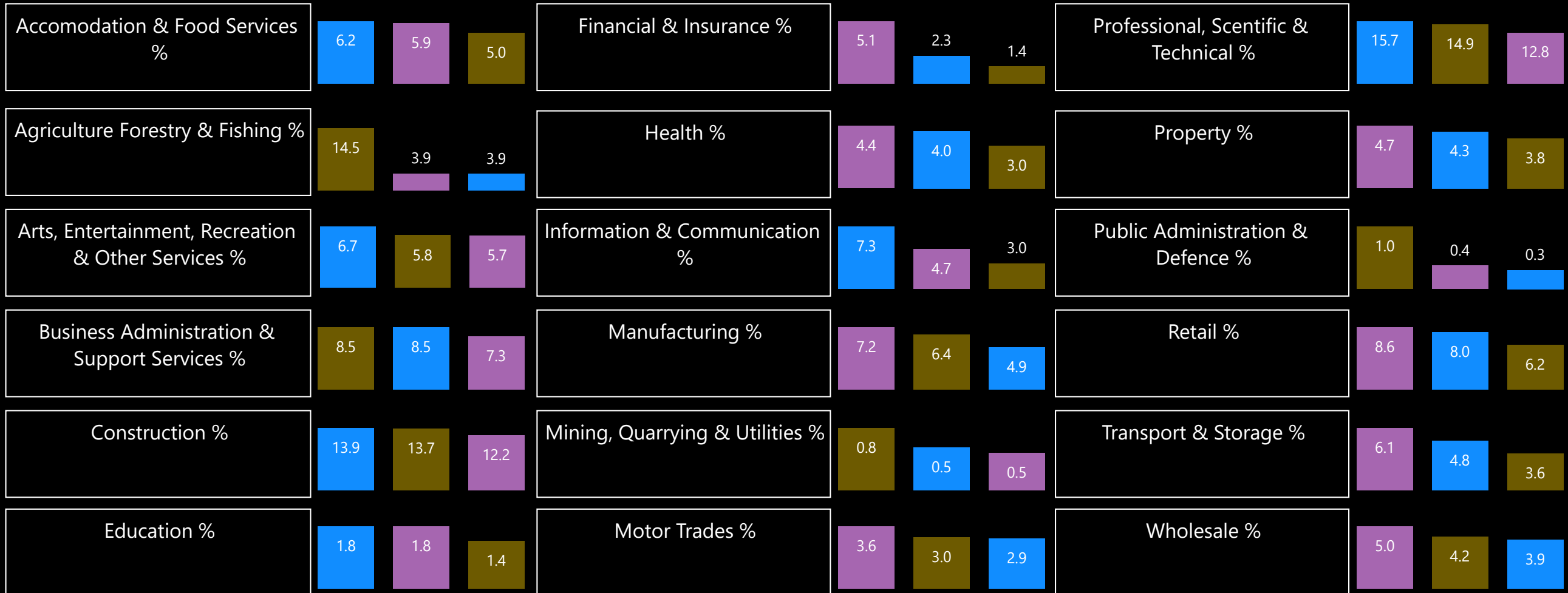


SMEs %



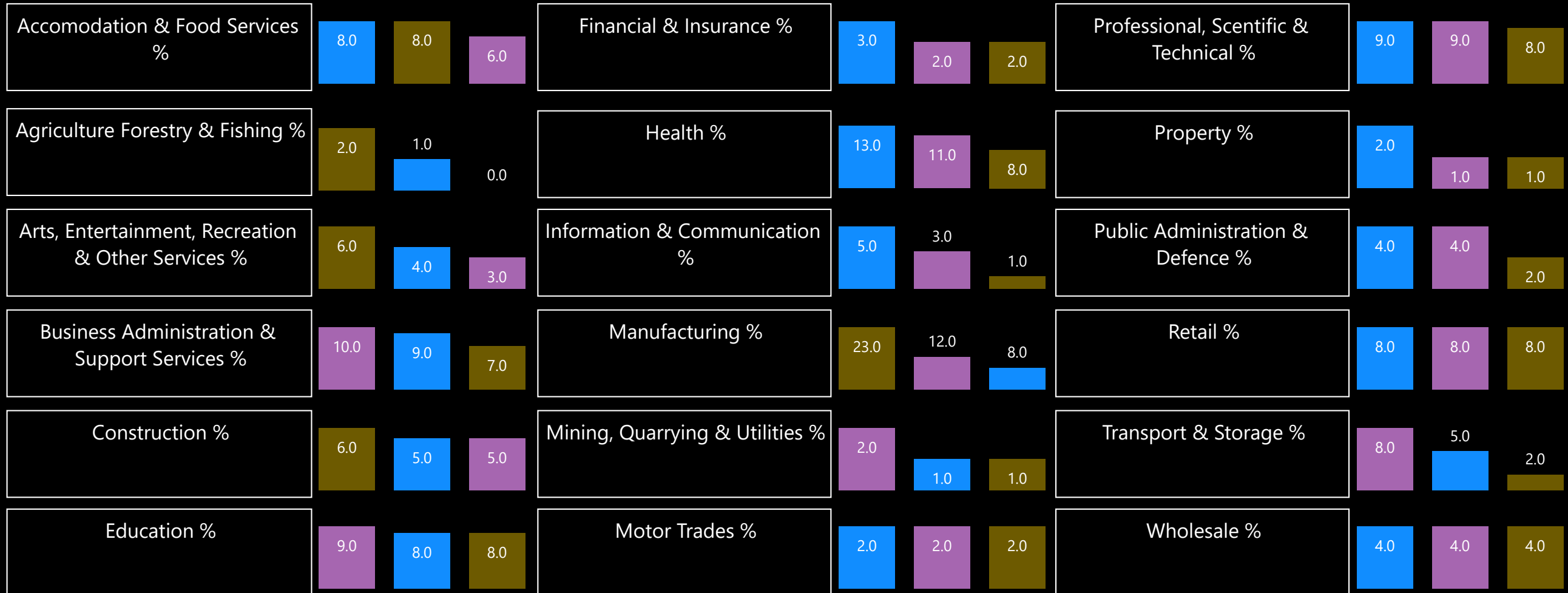
Business Share

ONS UK Business Counts - Annual (2023)



Employee Share (share of all employees)

ONS Business Registration & Employment Survey - Annual (2022)



Job postings

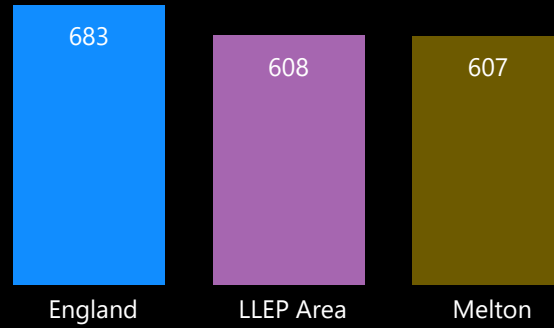
Lightcast - Monthly



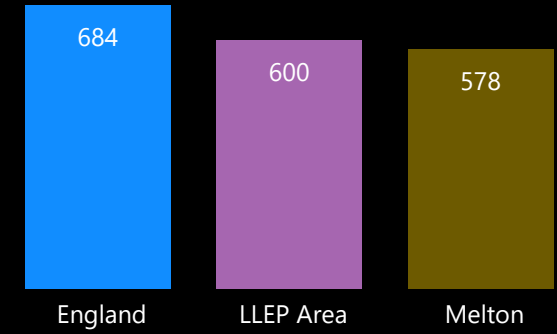
Earnings (£s)

ONS Annual Survey of Hours & Earnings (median weekly earnings) - Annual (2022)

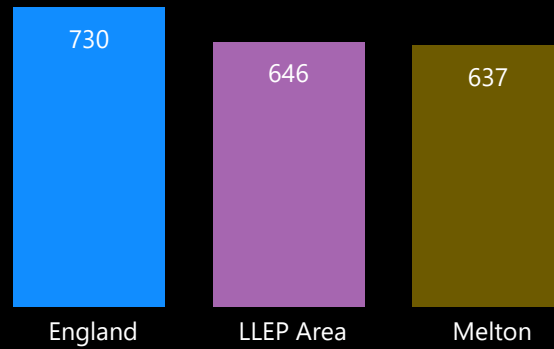
Resident All



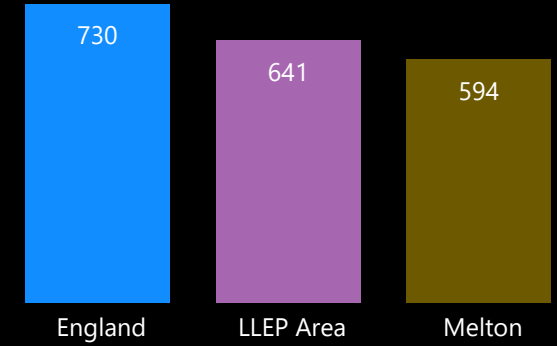
Workplace All



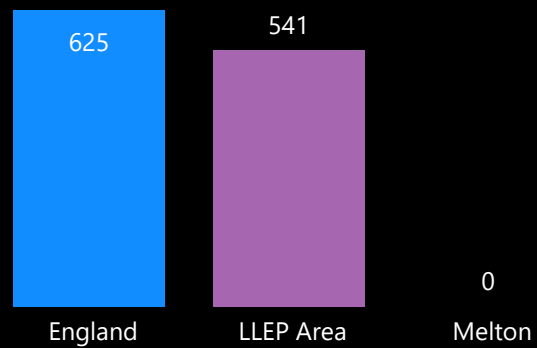
Resident Male



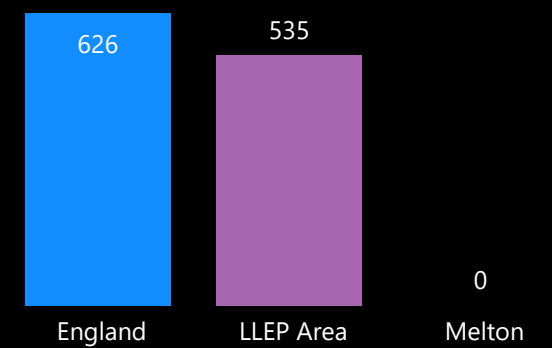
Workplace Male



Resident Female



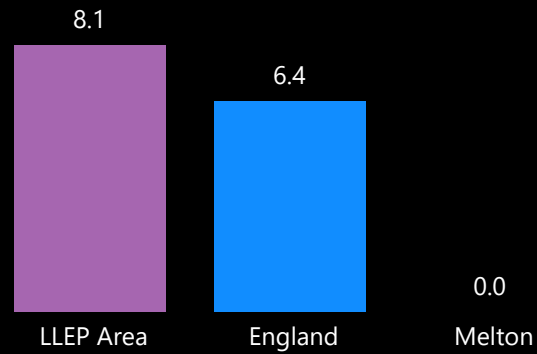
Workplace Female



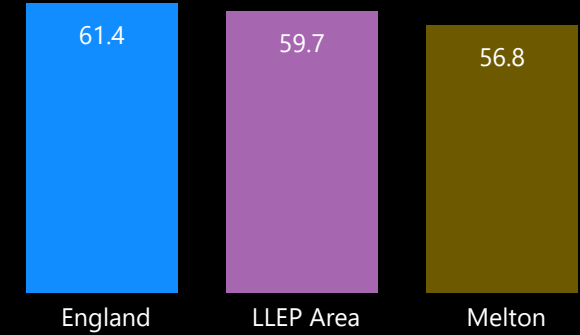
Qualifications

ONS Annual Population Survey - Annual (2021)

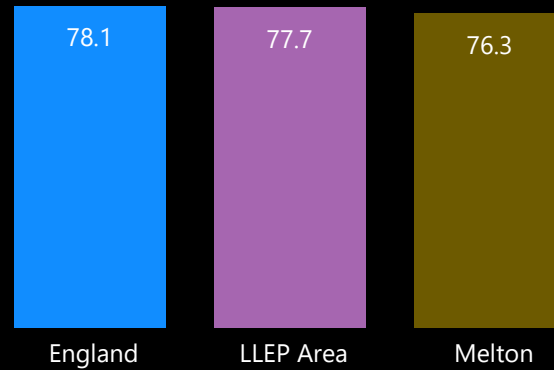
No Qualifications %



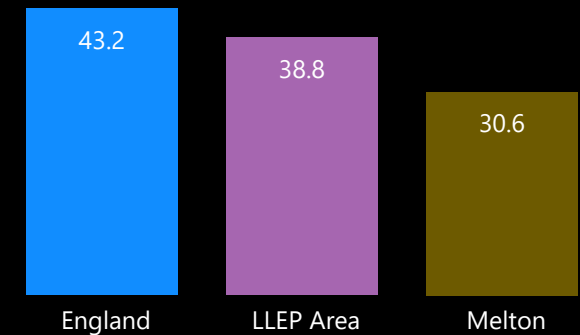
NVQ3+ %



NVQ2+ %



NVQ4+ %

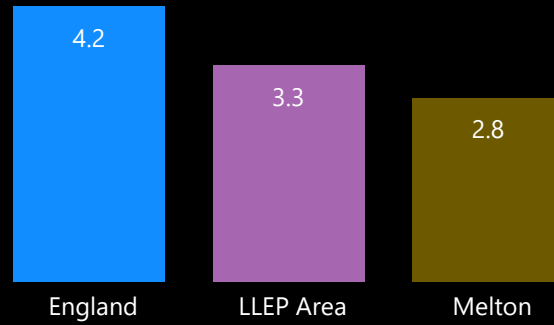


Note: Where 0, the sample size is too small

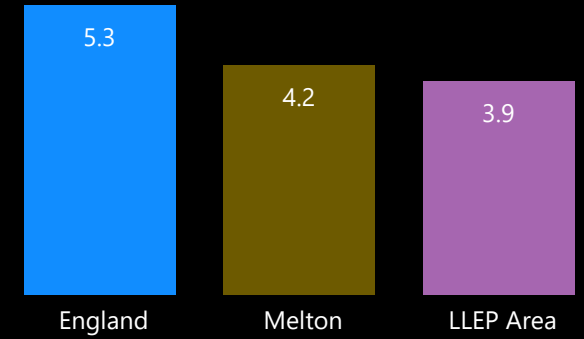
Claimants

ONS Claimant Count by Sex & Age - Monthly

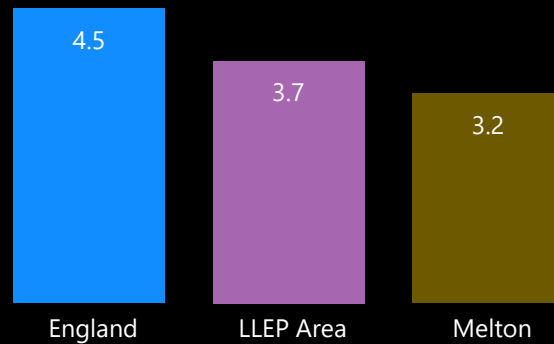
Claimants All %



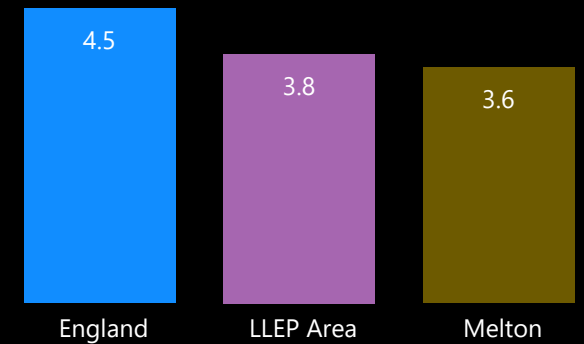
Claimants 18-24 %



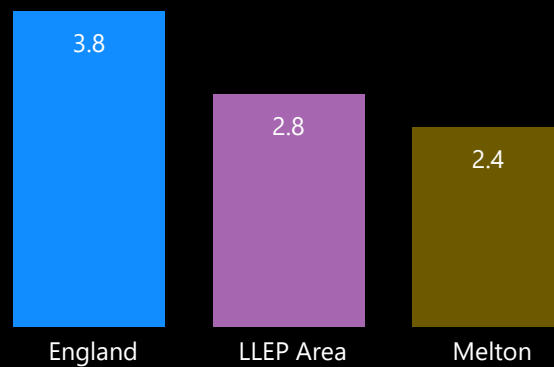
Claimants Male %



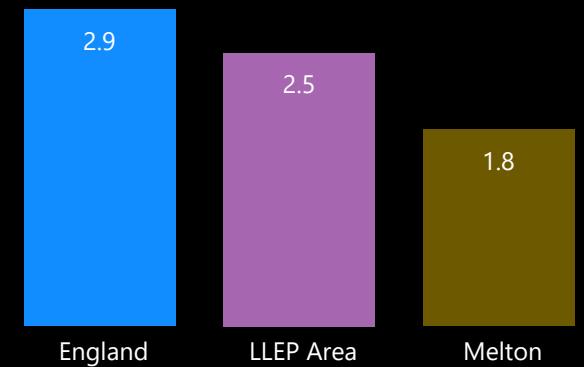
Claimants 25 - 49 %



Claimants Female %



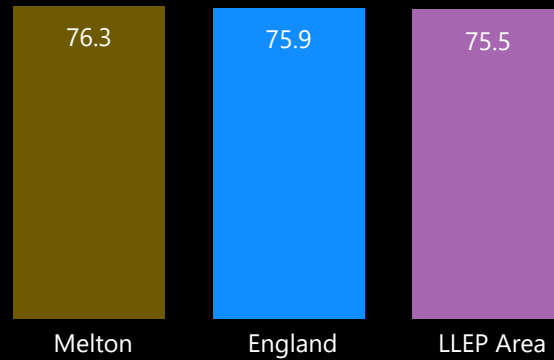
Claimants All 50+ %



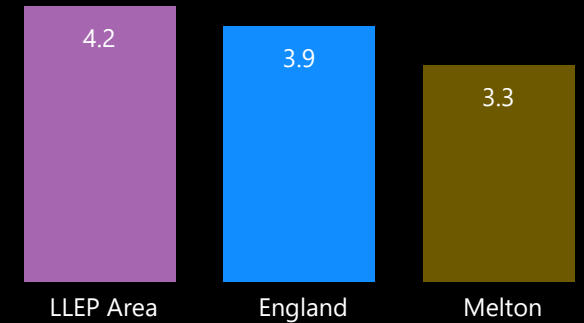
Employment & Unemployment

ONS Annual Population Survey - Quarterly

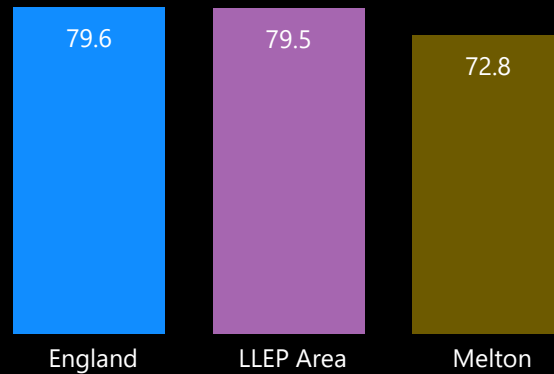
Employment All %



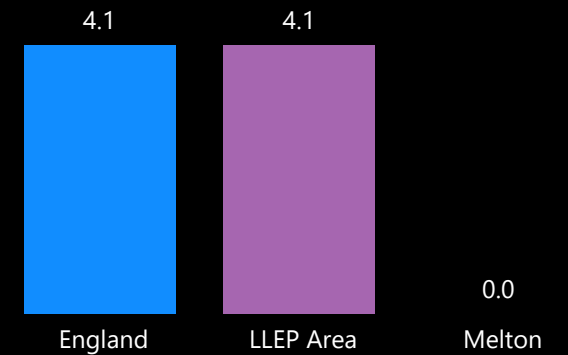
Unemployment All %



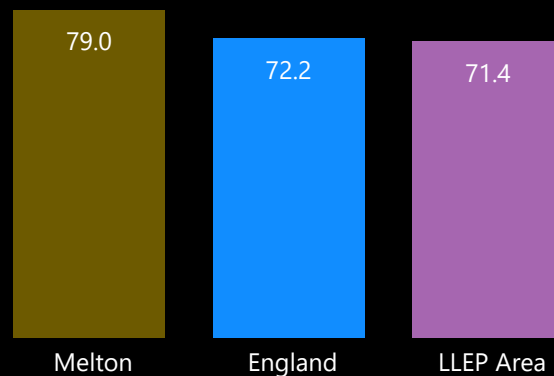
Employment Male %



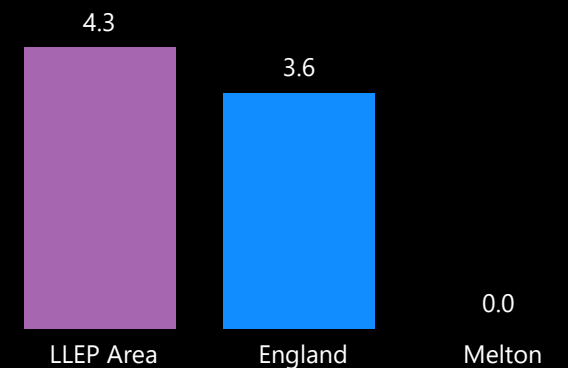
Unemployment Male %



Employment Female %



Unemployment Female %

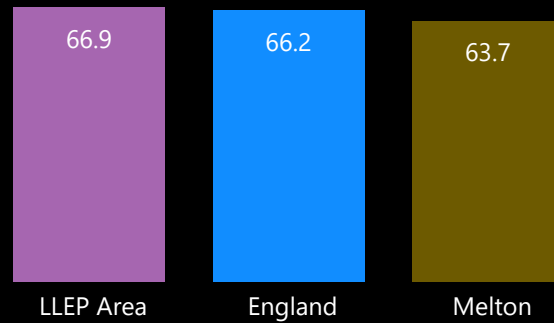


Note: Where 0, the sample size is too small

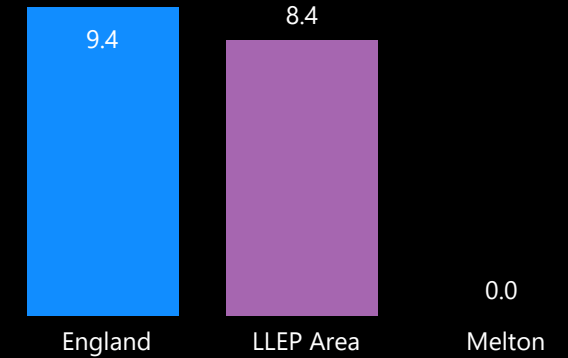
Employees & Self Employment

ONS Annual Population Survey - Quarterly

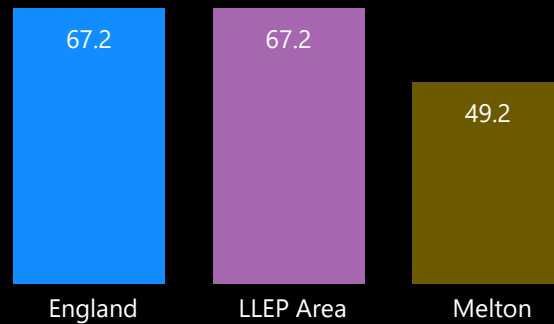
Employees All %



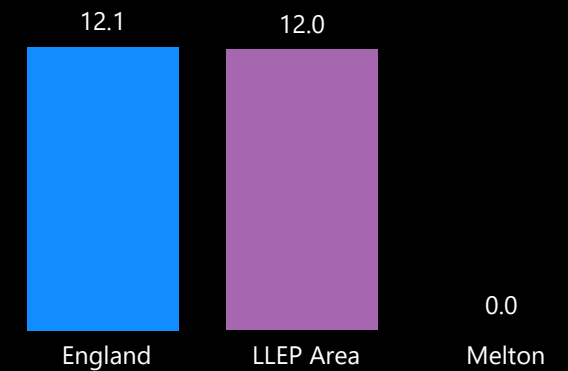
SE All %



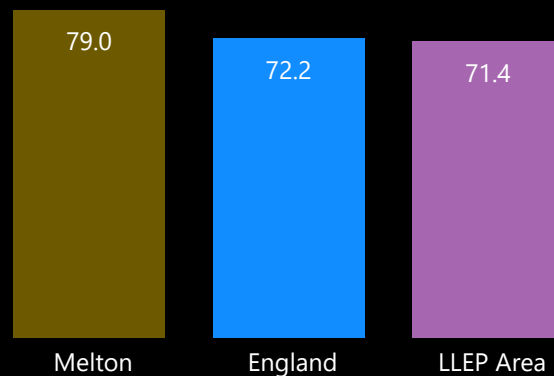
Employees Male %



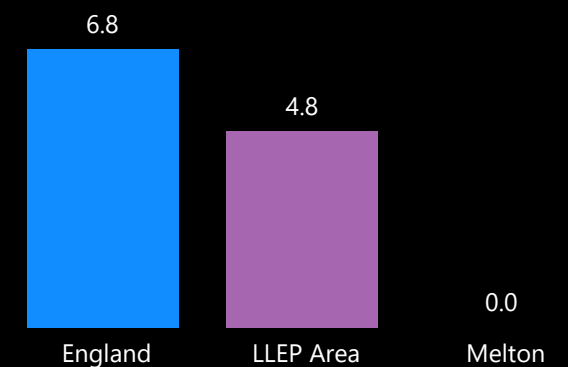
SE Male %



Employees Female %



SE Female %



Note: Where 0, the sample size is too small

Numbers

KPI Numbers

Business Size	Business Share		
<p>2515</p> <p>All Businesses</p>	<p>125</p> <p>B Accommodation & food services</p>	<p>35</p> <p>B Financial & insurance</p>	<p>375</p> <p>B Professional, scientific & technical</p>
<p>2275</p> <p>Micro (0 to 9)</p>	<p>365</p> <p>B Agriculture, forestry & fishing</p>	<p>75</p> <p>B Health</p>	<p>95</p> <p>B Property</p>
<p>195</p> <p>Small (10 to 49)</p>	<p>145</p> <p>B Arts, entertainment, recreation & ot...</p>	<p>75</p> <p>B Information & communication</p>	<p>25</p> <p>B Public administration & defence</p>
<p>35</p> <p>Medium-sized (50 to 249)</p>	<p>215</p> <p>B Business administration & support ...</p>	<p>160</p> <p>B Manufacturing</p>	<p>155</p> <p>B Retail</p>
<p>5</p> <p>Large (250+)</p>	<p>345</p> <p>B Construction</p>	<p>20</p> <p>B Mining, quarrying & utilities</p>	<p>90</p> <p>B Transport & storage</p>
<p>230</p> <p>All SMEs</p>	<p>35</p> <p>B Education</p>	<p>75</p> <p>B Motor trades</p>	<p>105</p> <p>B Wholesale</p>

KPI Numbers

Employee Share			Job Postings
1750 E Accommodation & food services	350 E Financial & insurance	1750 E Professional, scientific & technical	30 JP 11 Corporate Managers and Direct...
500 E Agriculture, forestry & fishing	1750 E Health	300 E Property	23 JP 12 Other Managers and Proprietors
1250 E Arts, entertainment, recreation & ot...	250 E Information & communication	500 E Public administration & defence	42 JP 21 Science, Research, Engineering ...
1500 E Business administration & support s...	5000 E Manufacturing	1750 E Retail	53 JP 22 Health Professionals
1250 E Construction	175 E Mining, quarrying & utilities	450 E Transport & storage	55 JP 23 Teaching and Educational Profe...
1750 E Education	500 E Motor trades	900 E Wholesale	71 JP 24 Business, Media and Public Serv...

KPI Numbers

Job Postings

28 JP 31 Science, Engineering and Techn...	13 JP 42 Secretarial and Related Occupat...	11 JP 62 Leisure, Travel and Related Pers...	96 JP 92 Elementary Administration and ...
25 JP 32 Health and Social Care Associat...	8 JP 51 Skilled Agricultural and Related ...	42 JP 71 Sales Occupations	
4 JP 33 Protective Service Occupations	13 JP 52 Skilled Metal, Electrical and Elec...	29 JP 72 Customer Service Occupations	
97 JP 34 Culture, Media and Sports Occu...	22 JP 53 Skilled Construction and Buildin...	19 JP 81 Process, Plant and Machine Ope...	
65 JP 35 Business and Public Service Ass...	34 JP 54 Textiles, Printing and Other Skill...	33 JP 82 Transport and Mobile Machine ...	
59 JP 41 Administrative Occupations	92 JP 61 Caring Personal Service Occupa...	17 JP 91 Elementary Trades and Related ...	

KPI Numbers

Qualifications	Claimants	Employment/Unemployment	Employees/SE
0 No Qualifications	865 Claimants	24500 Employment	20200 Employees
22400 NVQ2+	485 Claimants Male	10200 Employment Male	6500 Employees Male
16700 NVQ3+	380 Claimants Female	14400 Employment Female	13700 Employees Female
9000 NVQ4+	130 Claimants 18 to 24	800 Unemployment	4400 Self Employment
	520 Claimants 25 to 49	0 Unemployment Male	0 Self Employment Male
	215 Claimants 50+	0 Unemployment Female	0 Self Employment Female

Author: Brendon Brockway