

Benchmark Report

Leicestershire March 2024

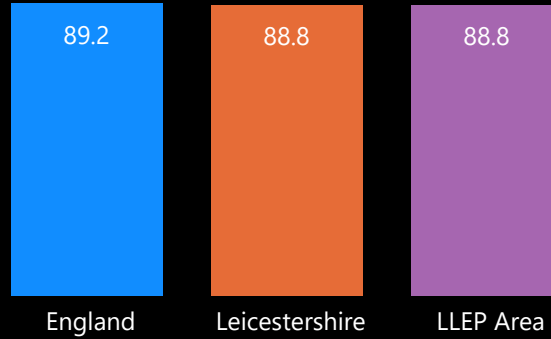
Data used in this report is taken from:

Lightcast Job Postings
ONS Annual Population Survey
ONS Annual Survey of Hours & Earnings
ONS Business Registration & Employment Survey
ONS Claimant Count
ONS UK Business Counts

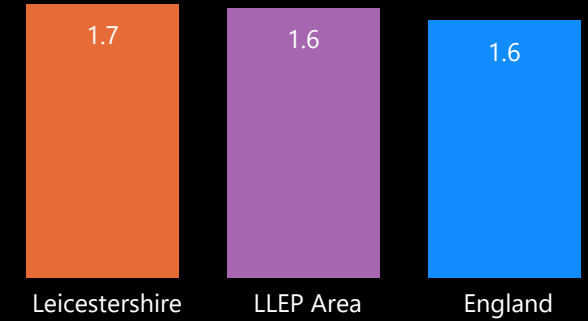
Business Size

ONS UK Business Counts - Annual (2023)

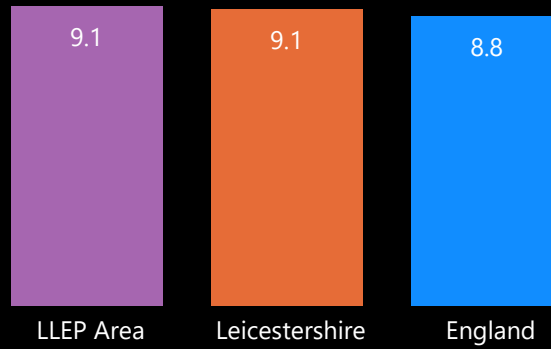
Micro %



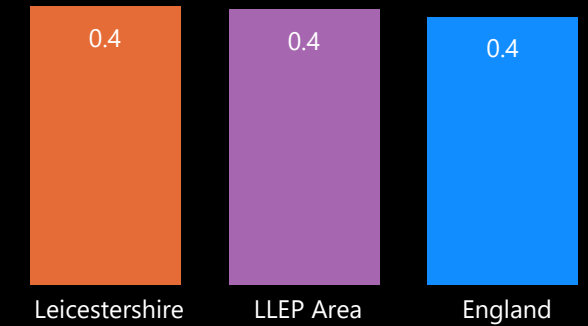
Medium %



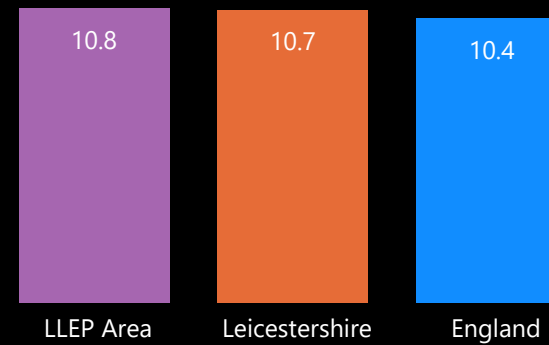
Small %



Large %

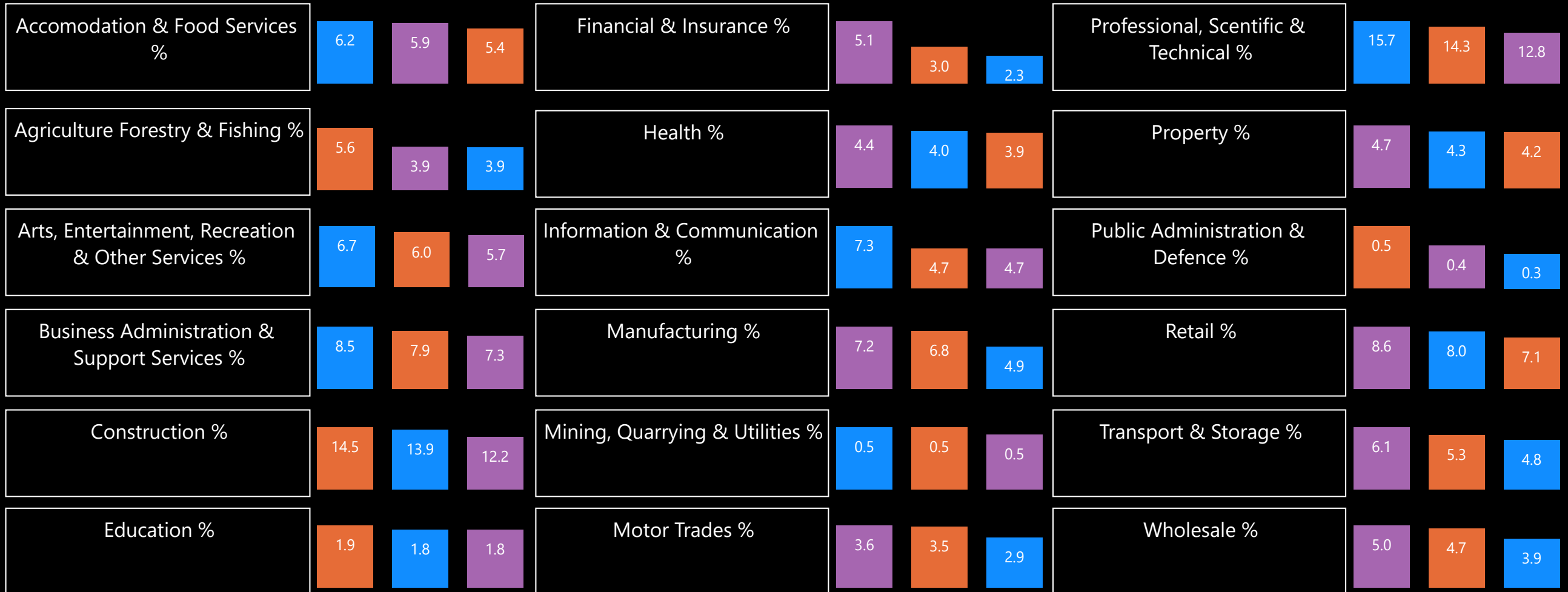


SMEs %



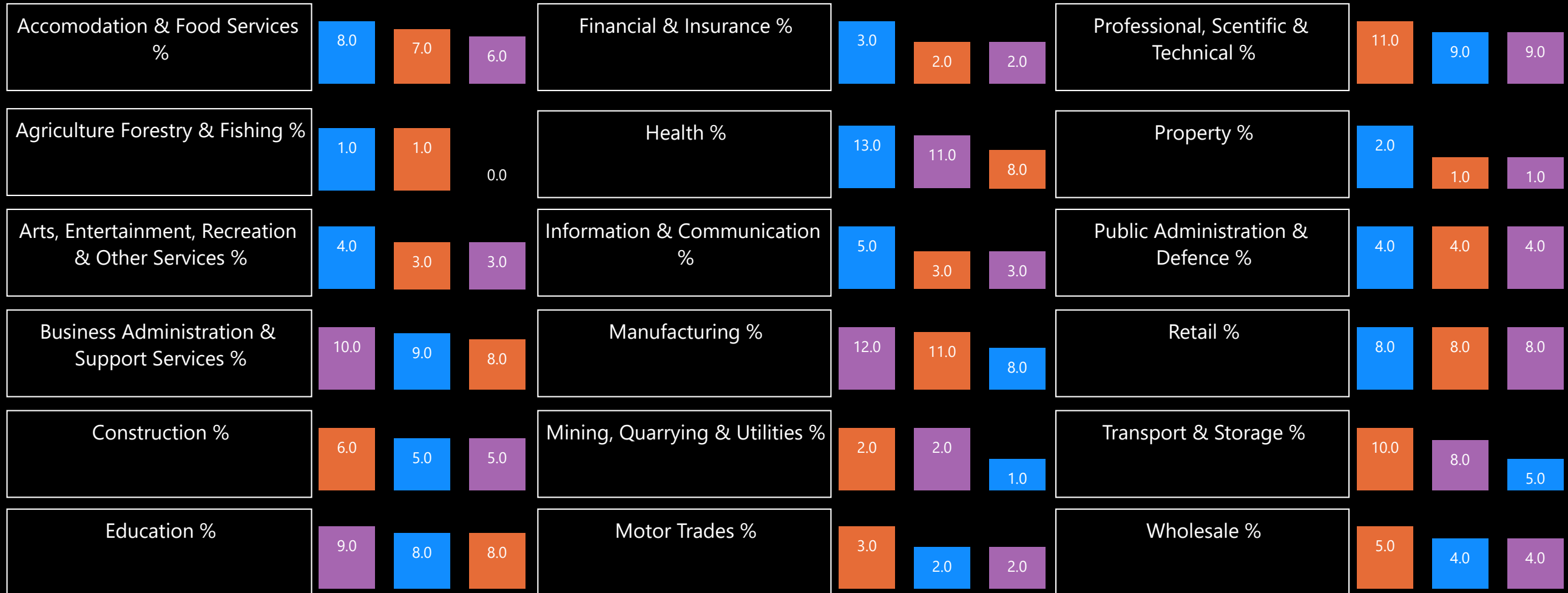
Business Share

ONS UK Business Counts - Annual (2023)



Employee Share (share of all employees)

ONS Business Registration & Employment Survey - Annual (2022)



Job postings

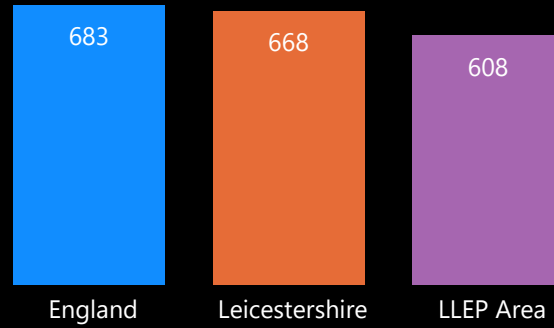
Lightcast - Monthly

Corporate Managers & Directors %	6.3	5.6	4.8	Culture, Media & Sports Occupations %	6.6	4.3	1.5	Leisure, Travel % Related Personal Service Occupations %	1.3	1.1	1.0
Other Managers & Proprietors %	3.5	3.2	3.0	Business & Public Services Associate Professionals %	8.7	8.5	8.4	Sales Occupations %	5.9	5.6	5.5
Science, Research, Engineering & Technology Professional %	8.4	7.4	6.3	Administrative Occupations %	7.8	7.6	6.7	Customer Service Occupations %	2.8	2.5	2.2
Health Professionals %	5.0	4.2	2.7	Secretarial & Related Occupations	2.4	2.0	1.6	Process, Plant & Machine Operatives %	3.7	3.2	2.2
Teaching & Education Professionals %	5.6	4.2	3.3	Skilled Agricultural & Related Trades %	0.4	0.3	0.3	Transport & Mobile Machine Drivers & Operatives %	3.6	2.9	2.2
Business, Media & Public Service Professionals %	9.7	8.4	7.2	Skilled Metal, Electrical & Electronic Trades %	4.4	4.4	3.2	Elementary Trades & Related Occupations %	1.2	0.9	0.8
Science, Engineering & Technology Associate Professionals %	3.1	3.1	3.0	Skilled Construction & Building Trades %	2.2	2.2	1.9	Elementary Administration & Service Occupations %	9.6	8.0	7.7
Health & Social Care Associate Professionals %	3.2	2.6	2.3	Textiles, Printing & Other Skilled Trades %	1.6	1.5	1.5				
Protective Service Occupations %	0.3	0.3	0.2	Caring Personal Service Occupations %	7.1	5.8	5.5				

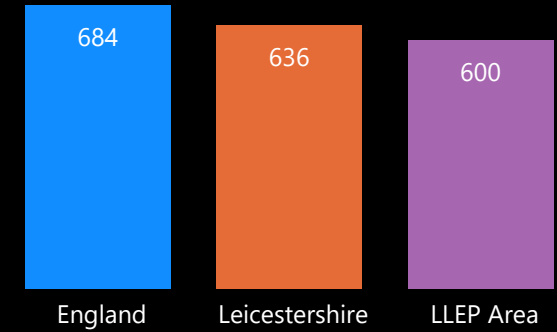
Earnings (£s)

ONS Annual Survey of Hours & Earnings (median weekly earnings) - Annual (2022)

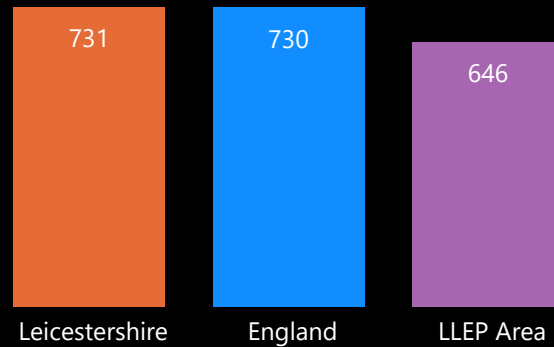
Resident All



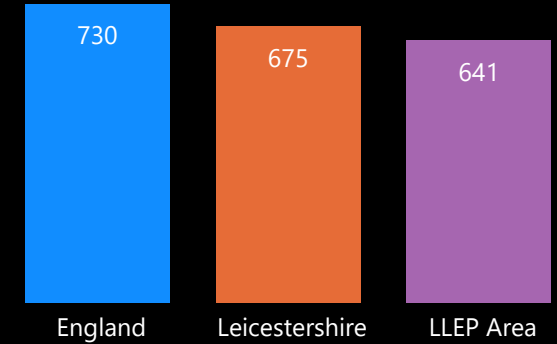
Workplace All



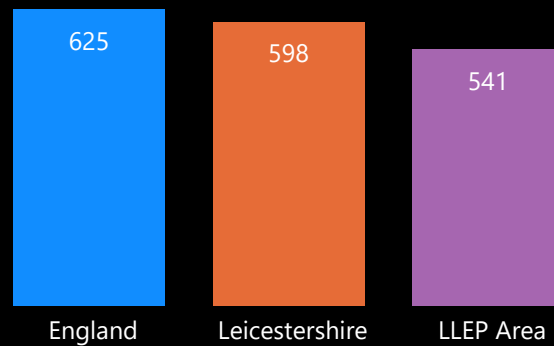
Resident Male



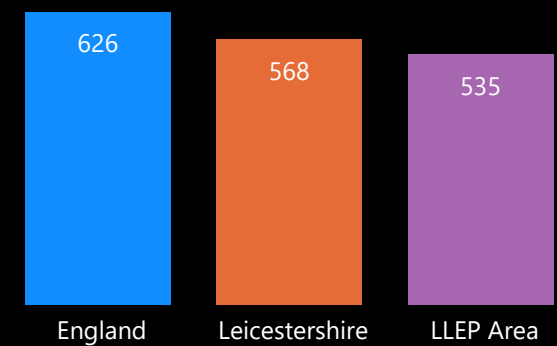
Workplace Male



Resident Female



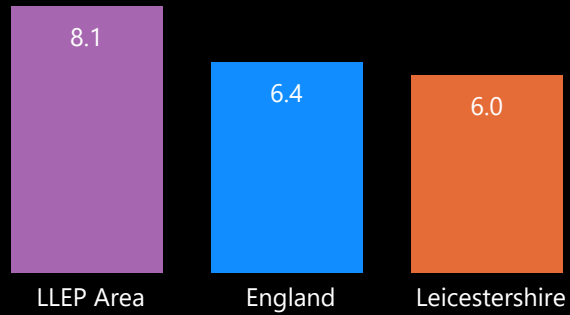
Workplace Female



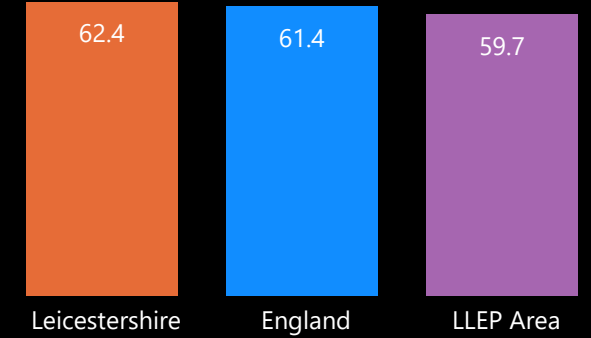
Qualifications

ONS Annual Population Survey - Annual (2021)

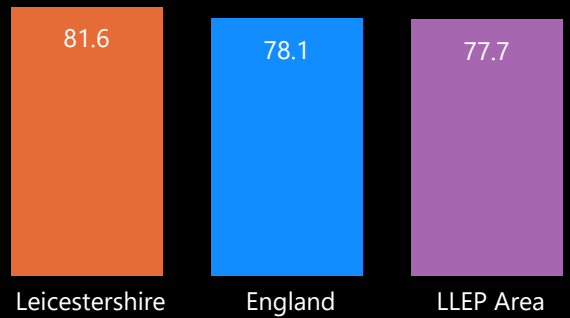
No Qualifications %



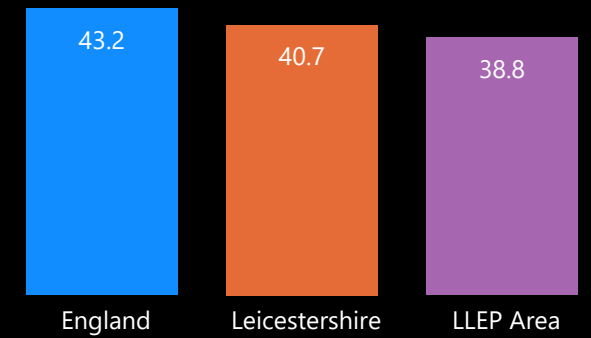
NVQ3+ %



NVQ2+ %



NVQ4+ %

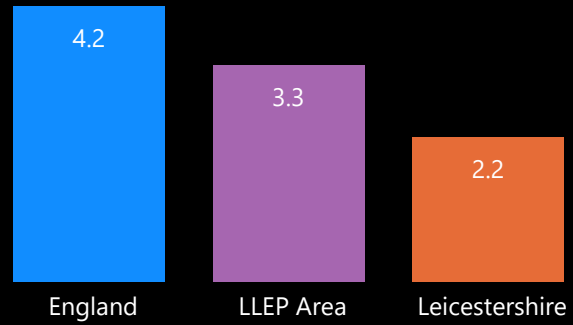


Note: Where 0, the sample size is too small

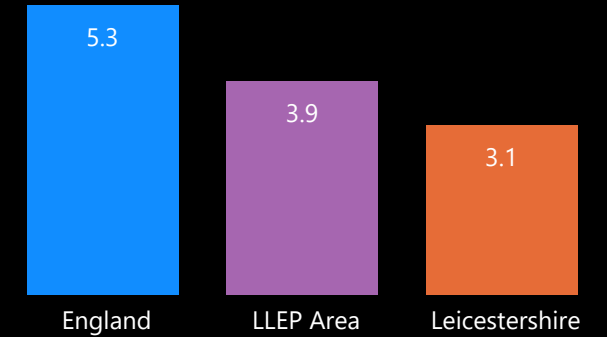
Claimants

ONS Claimant Count by Sex & Age - Monthly

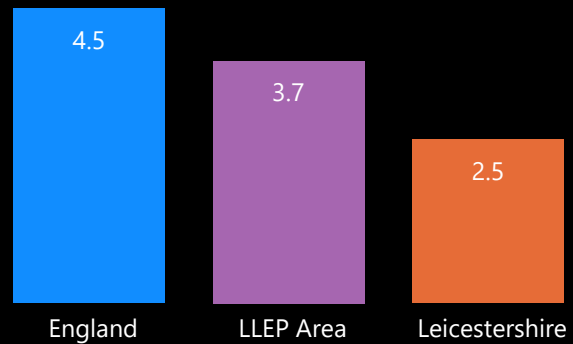
Claimants All %



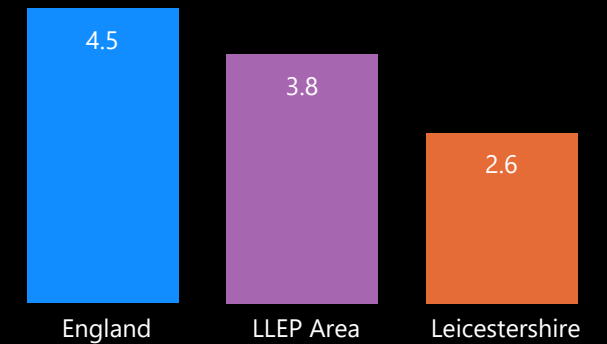
Claimants 18-24 %



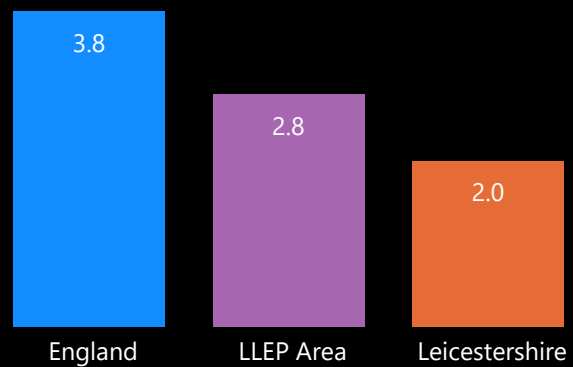
Claimants Male %



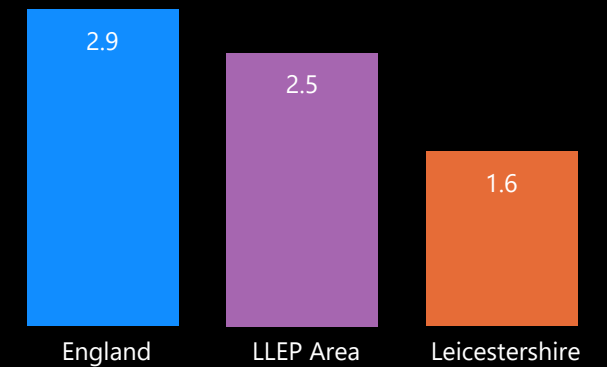
Claimants 25 - 49 %



Claimants Female %



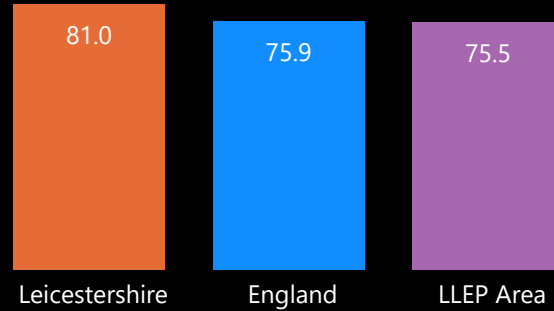
Claimants All 50+ %



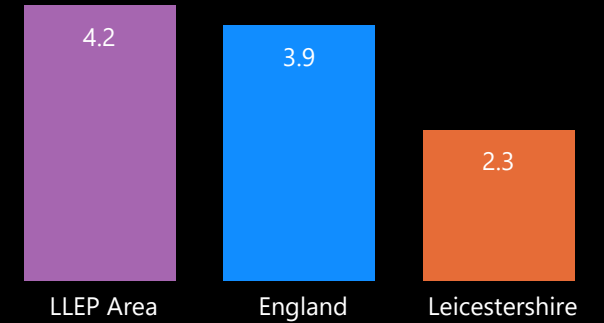
Employment & Unemployment

ONS Annual Population Survey - Quarterly

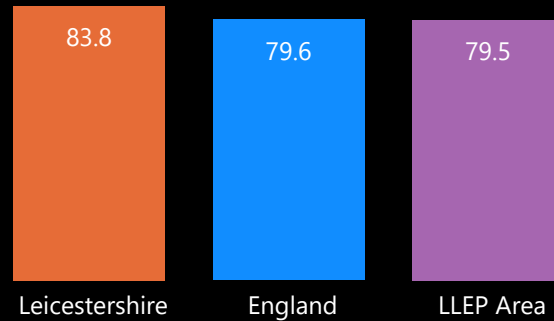
Employment All %



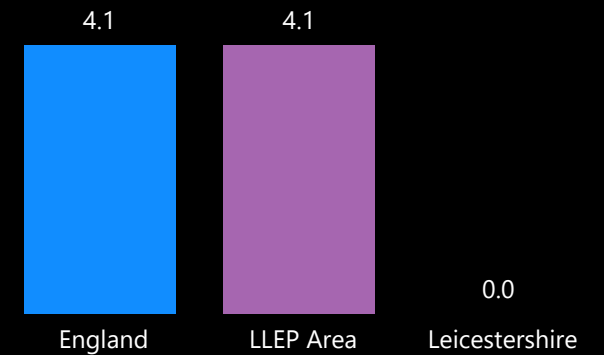
Unemployment All %



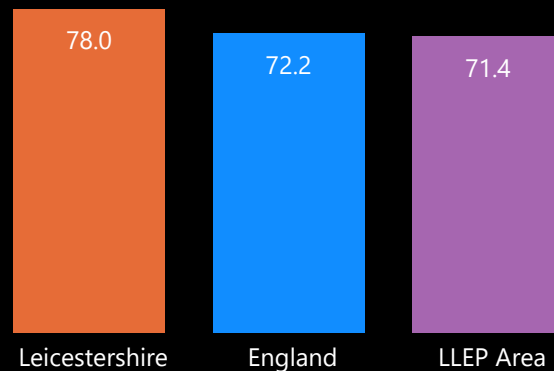
Employment Male %



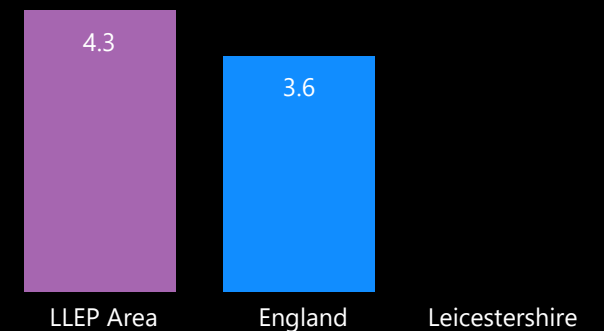
Unemployment Male %



Employment Female %



Unemployment Female %

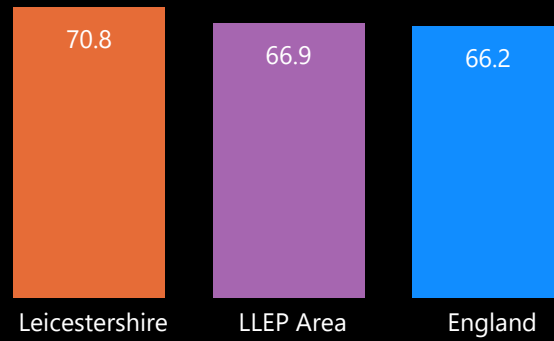


Note: Where 0, the sample size is too small

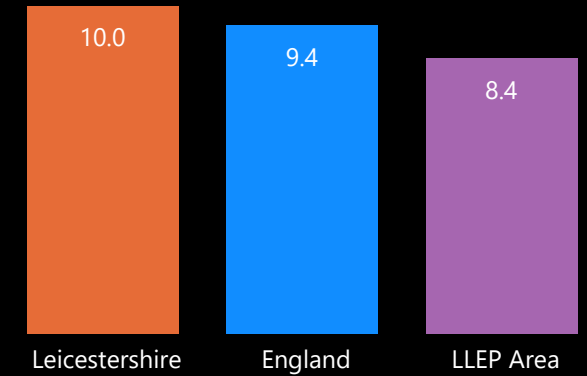
Employees & Self Employment

ONS Annual Population Survey - Quarterly

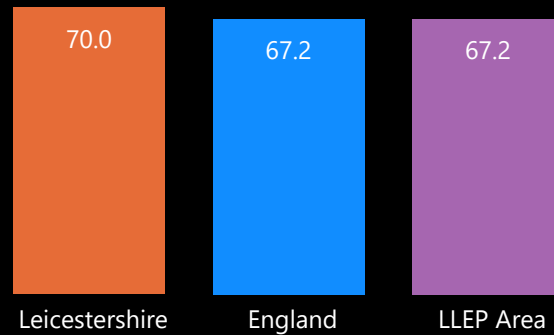
Employees All %



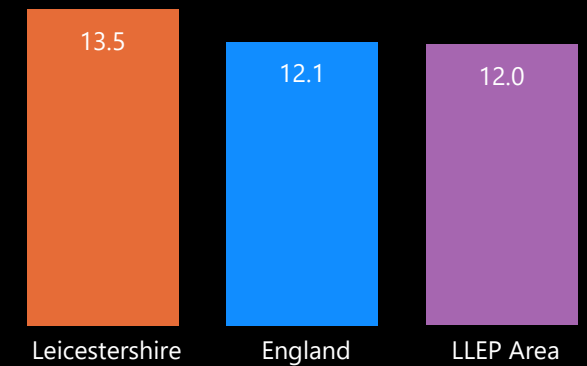
SE All %



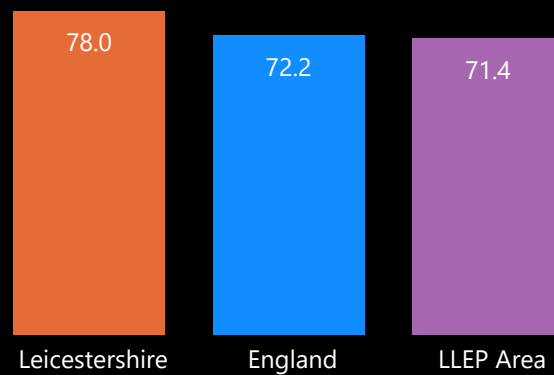
Employees Male %



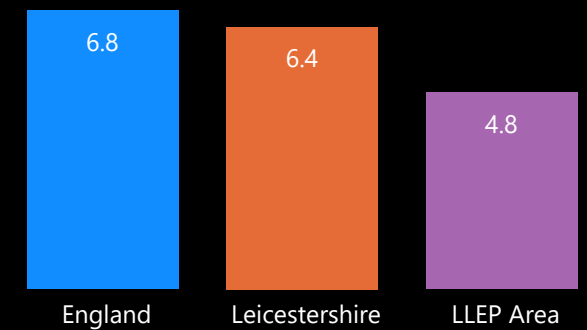
SE Male %



Employees Female %



SE Female %



Note: Where 0, the sample size is too small

Numbers

KPI Numbers

Business Size	Business Share		
29590 All Businesses	1605 B Accommodation & food services	885 B Financial & insurance	4225 B Professional, scientific & technical
26285 Micro (0 to 9)	1665 B Agriculture, forestry & fishing	1155 B Health	1255 B Property
2680 Small (10 to 49)	1785 B Arts, entertainment, recreation & ot...	1385 B Information & communication	160 B Public administration & defence
495 Medium-sized (50 to 249)	2340 B Business administration & support ...	2000 B Manufacturing	2090 B Retail
125 Large (250+)	4290 B Construction	160 B Mining, quarrying & utilities	1560 B Transport & storage
3175 All SMEs	575 B Education	1050 B Motor trades	1405 B Wholesale

KPI Numbers

Employee Share			Job Postings
24000 E Accommodation & food services	7000 E Financial & insurance	36000 E Professional, scientific & technical	534 JP 11 Corporate Managers and Direct...
2250 E Agriculture, forestry & fishing	25000 E Health	4500 E Property	388 JP 12 Other Managers and Proprietors
11000 E Arts, entertainment, recreation & ot...	9000 E Information & communication	12000 E Public administration & defence	712 JP 21 Science, Research, Engineering ...
26000 E Business administration & support s...	38000 E Manufacturing	25000 E Retail	305 JP 22 Health Professionals
21000 E Construction	6000 E Mining, quarrying & utilities	34000 E Transport & storage	375 JP 23 Teaching and Educational Profe...
27000 E Education	9000 E Motor trades	17000 E Wholesale	803 JP 24 Business, Media and Public Serv...

KPI Numbers

Job Postings

353

JP 31 Science, Engineering and Techn...

179

JP 42 Secretarial and Related Occupat...

123

JP 62 Leisure, Travel and Related Pers...

1076

JP 92 Elementary Administration and ...

259

JP 32 Health and Social Care Associat...

32

JP 51 Skilled Agricultural and Related ...

629

JP 71 Sales Occupations

24

JP 33 Protective Service Occupations

489

JP 52 Skilled Metal, Electrical and Elec...

315

JP 72 Customer Service Occupations

742

JP 34 Culture, Media and Sports Occu...

249

JP 53 Skilled Construction and Buildin...

417

JP 81 Process, Plant and Machine Ope...

940

JP 35 Business and Public Service Ass...

183

JP 54 Textiles, Printing and Other Skill...

400

JP 82 Transport and Mobile Machine ...

875

JP 41 Administrative Occupations

649

JP 61 Caring Personal Service Occupa...

132

JP 91 Elementary Trades and Related ...

KPI Numbers

Qualifications	Claimants	Employment/Unemployment	Employees/SE
25100 No Qualifications	9705 Claimants	359600 Employment	312000 Employees
343600 NVQ2+	5365 Claimants Male	191300 Employment Male	157200 Employees Male
262800 NVQ3+	4340 Claimants Female	168300 Employment Female	154800 Employees Female
171400 NVQ4+	1815 Claimants 18 to 24	8500 Unemployment	45800 Self Employment
	5595 Claimants 25 to 49	0 Unemployment Male	32500 Self Employment Male
	2280 Claimants 50+	0 Unemployment Female	13300 Self Employment Female

Author: Brendon Brockway