

# Benchmark Report Leicester

## March 2024

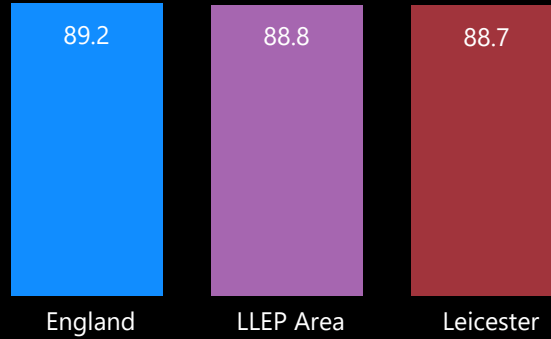
Data used in this report is taken from:

Lightcast Job Postings  
ONS Annual Population Survey  
ONS Annual Survey of Hours & Earnings  
ONS Business Registration & Employment Survey  
ONS Claimant Count  
ONS UK Business Counts

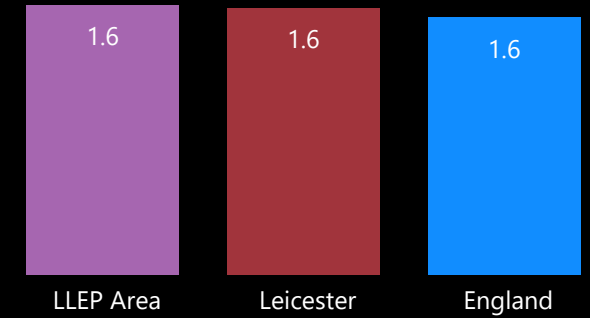
# Business Size

ONS UK Business Counts - Annual (2023)

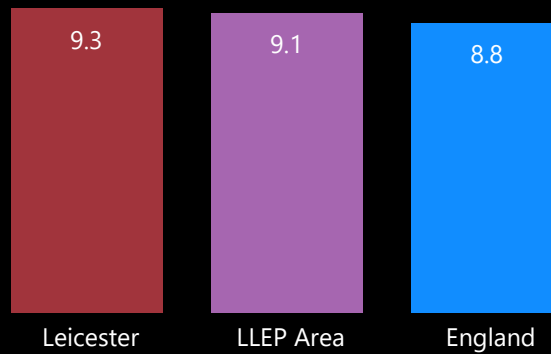
Micro %



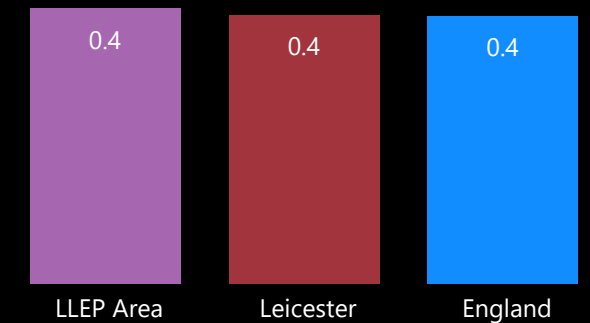
Medium %



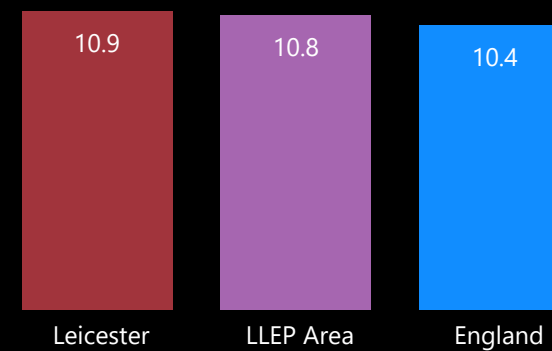
Small %



Large %

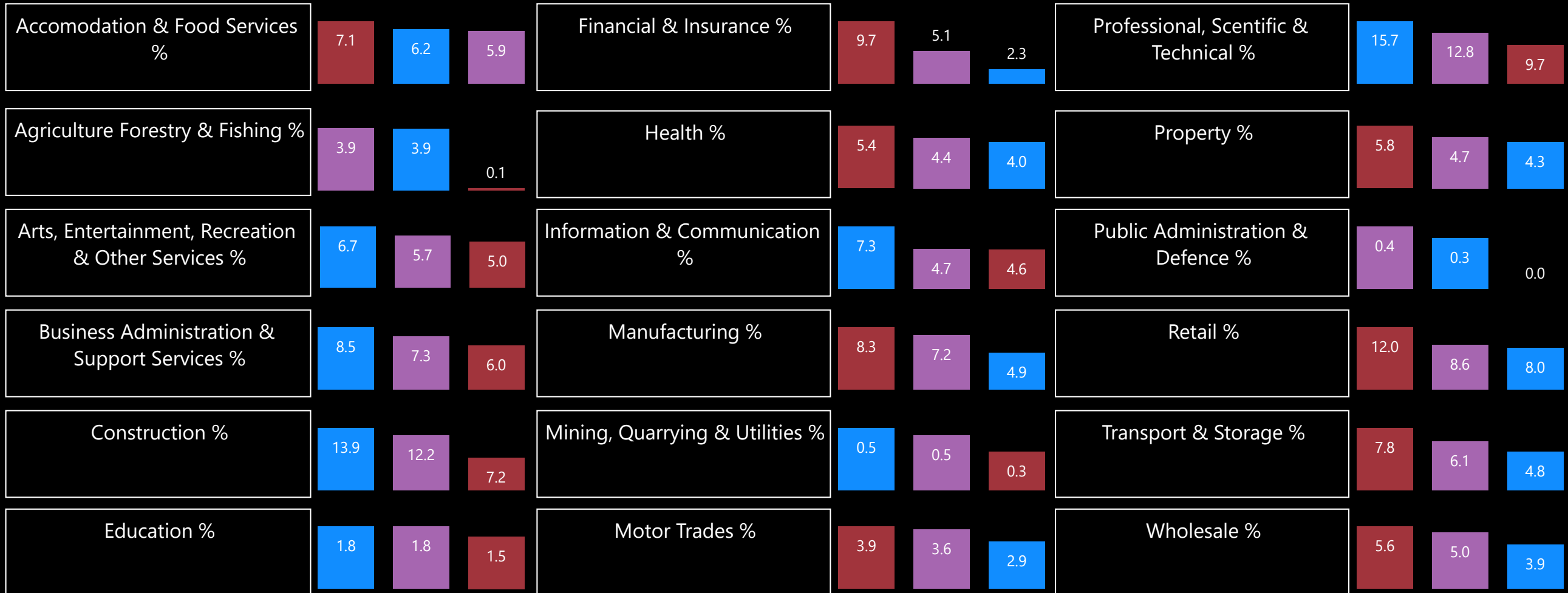


SMEs %



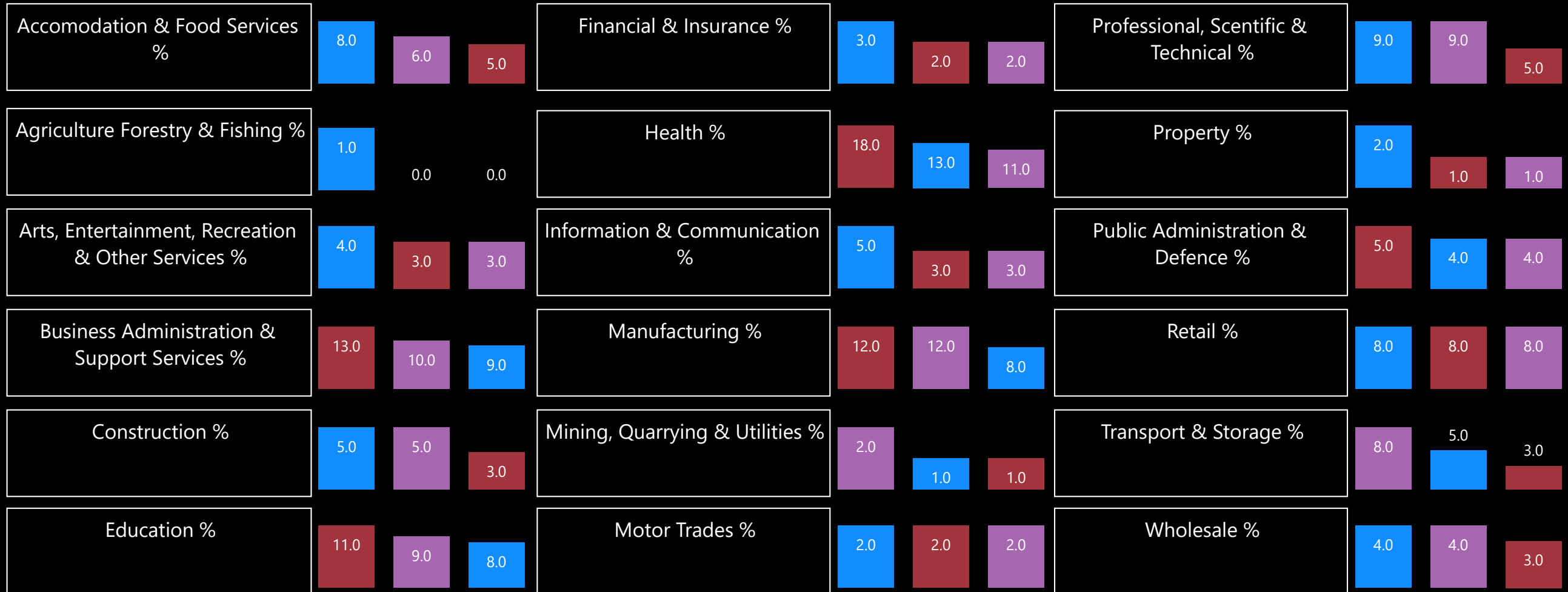
# Business Share

ONS UK Business Counts - Annual (2023)



# Employee Share (share of all employees)

ONS Business Registration & Employment Survey - Annual (2022)



# Job postings

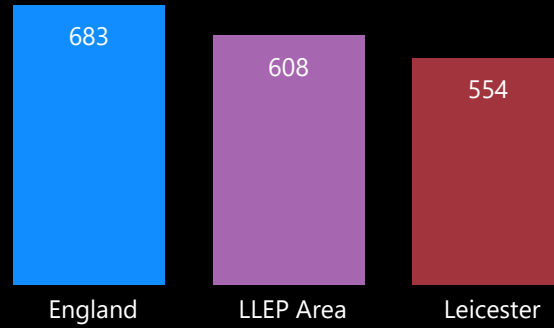
Lightcast - Monthly

Corporate Managers & Directors %	6.5	6.3	5.6	Culture, Media & Sports Occupations %	4.3	2.2	1.5	Leisure, Travel % Related Personal Service Occupations %	1.3	1.0	0.9
Other Managers & Proprietors %	3.2	3.0	2.9	Business & Public Services Associate Professionals %	8.9	8.7	8.5	Sales Occupations %	6.2	5.9	5.5
Science, Research, Engineering & Technology Professional %	8.4	8.3	7.4	Administrative Occupations %	7.6	7.4	6.7	Customer Service Occupations %	2.5	2.2	2.2
Health Professionals %	5.6	5.0	4.2	Secretarial & Related Occupations	2.4	2.3	2.0	Process, Plant & Machine Operatives %	3.2	2.7	2.2
Teaching & Education Professionals %	5.6	4.9	4.2	Skilled Agricultural & Related Trades %	0.4	0.3	0.3	Transport & Mobile Machine Drivers & Operatives %	2.9	2.3	2.2
Business, Media & Public Service Professionals %	9.7	9.5	8.4	Skilled Metal, Electrical & Electronic Trades %	4.4	4.4	3.2	Elementary Trades & Related Occupations %	0.9	0.8	0.7
Science, Engineering & Technology Associate Professionals %	3.1	3.0	2.8	Skilled Construction & Building Trades %	2.2	2.2	1.9	Elementary Administration & Service Occupations %	8.0	7.7	6.6
Health & Social Care Associate Professionals %	3.2	2.9	2.6	Textiles, Printing & Other Skilled Trades %	1.5	1.5	1.4				
Protective Service Occupations %	0.4	0.3	0.3	Caring Personal Service Occupations %	7.1	5.5	5.3				

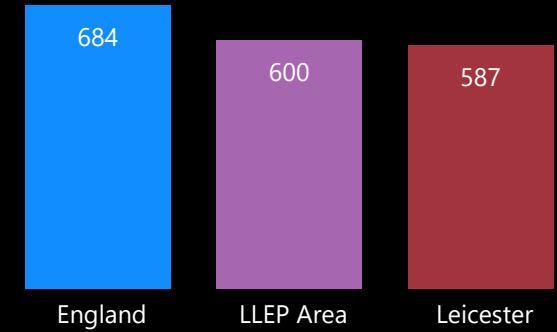
# Earnings (£s)

ONS Annual Survey of Hours & Earnings (median weekly earnings) - Annual (2022)

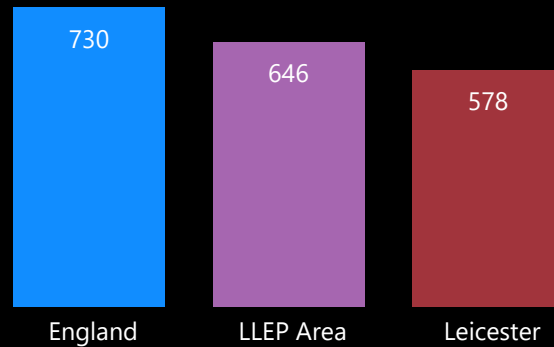
Resident All



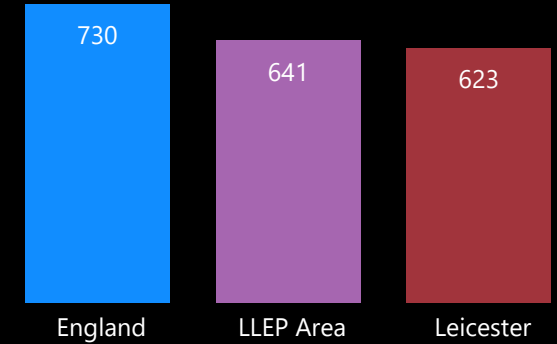
Workplace All



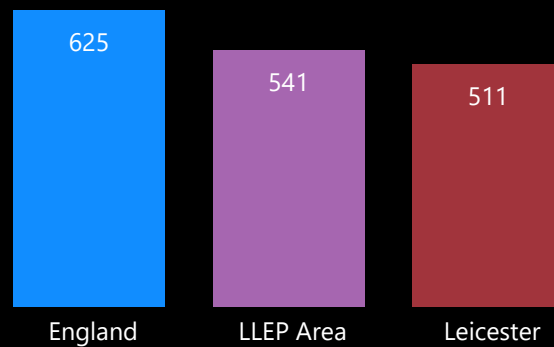
Resident Male



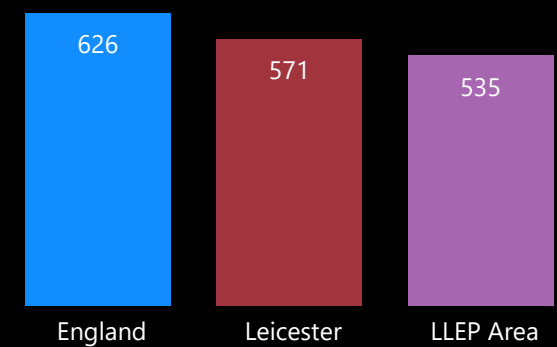
Workplace Male



Resident Female



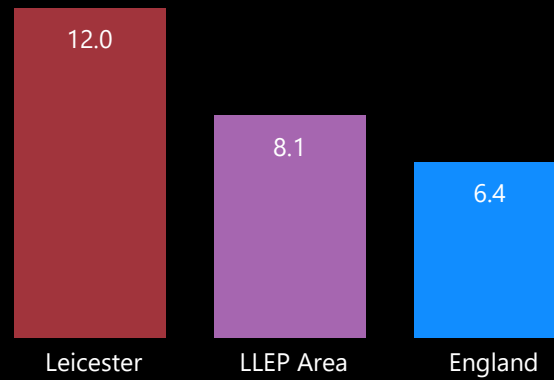
Workplace Female



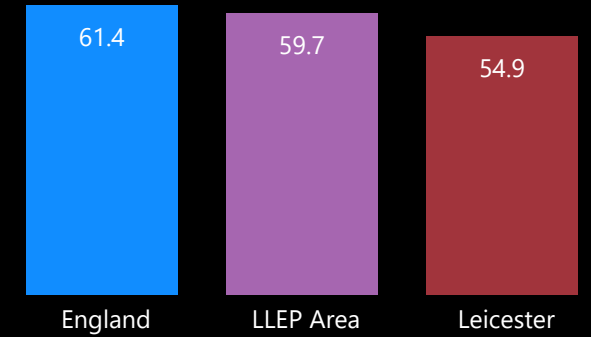
# Qualifications

ONS Annual Population Survey - Annual (2021)

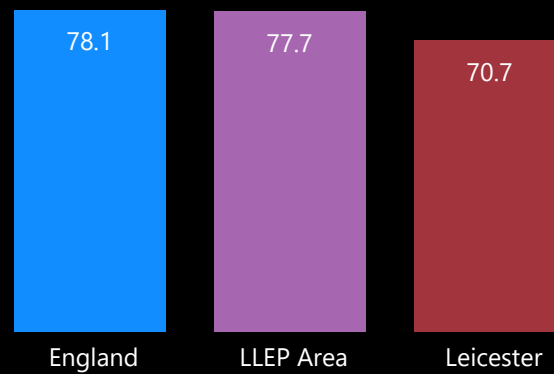
No Qualifications %



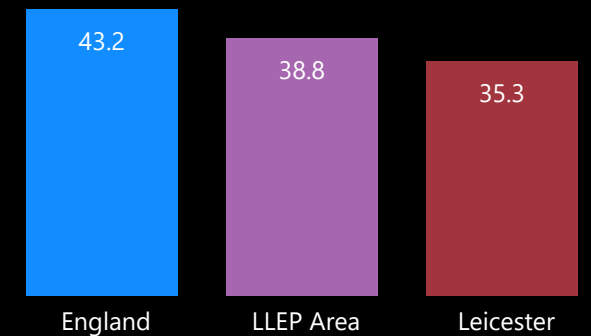
NVQ3+ %



NVQ2+ %



NVQ4+ %

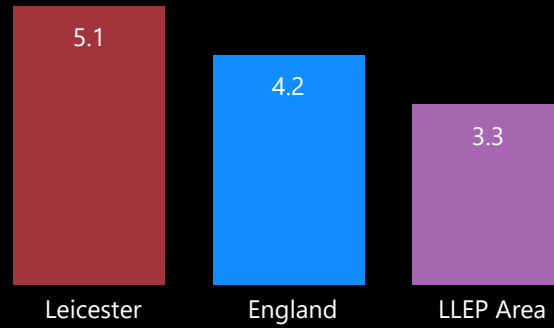


Note: Where 0, the sample size is too small

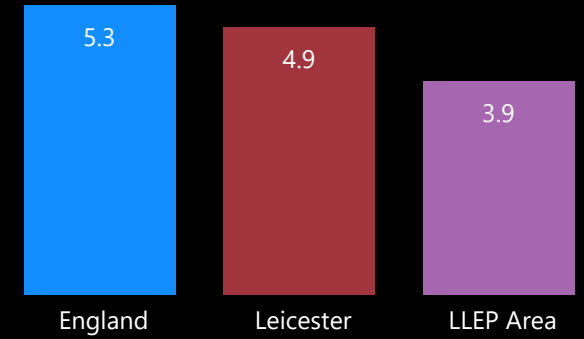
# Claimants

ONS Claimant Count by Sex & Age - Monthly

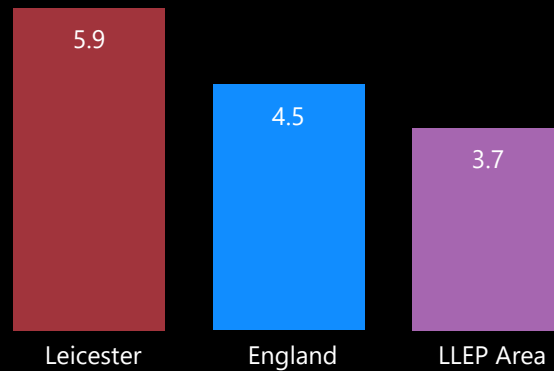
## Claimants All %



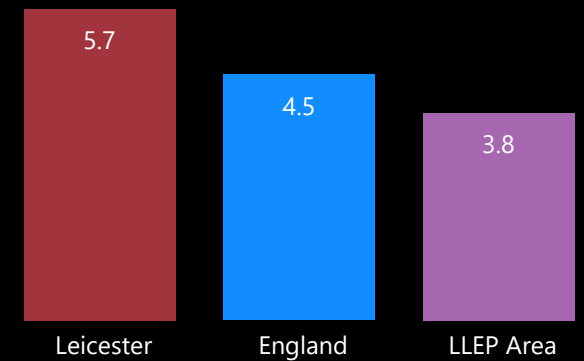
## Claimants 18-24 %



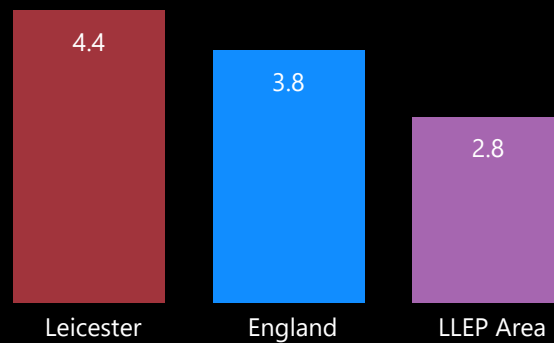
## Claimants Male %



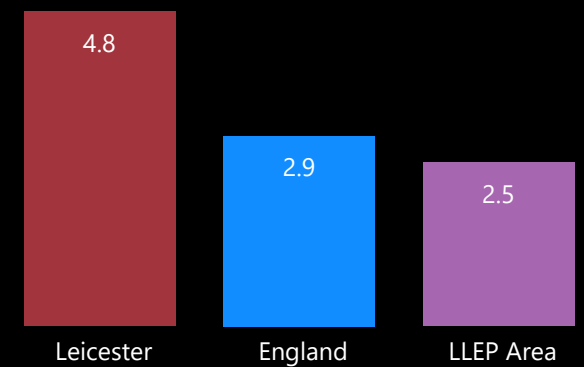
## Claimants 25 - 49 %



## Claimants Female %



## Claimants All 50+ %

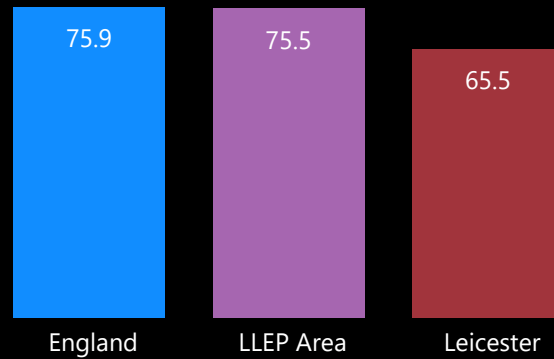




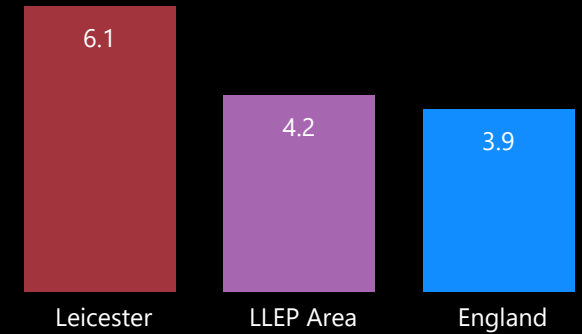
# Employment & Unemployment

ONS Annual Population Survey - Quarterly

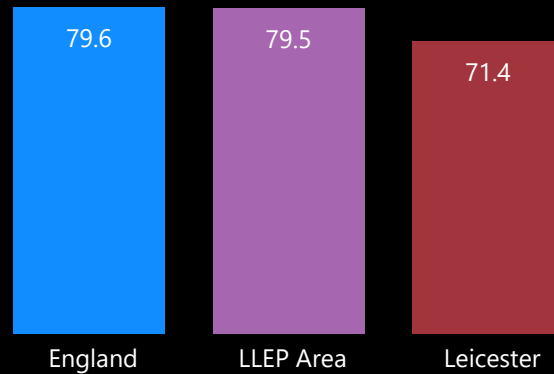
Employment All %



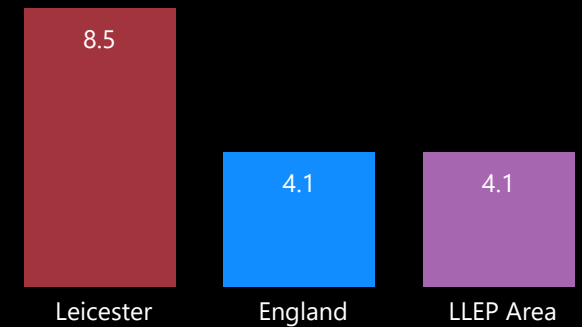
Unemployment All %



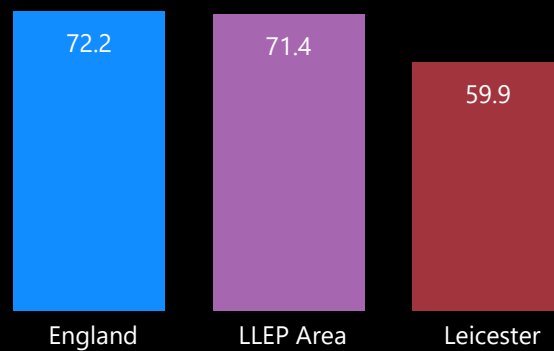
Employment Male %



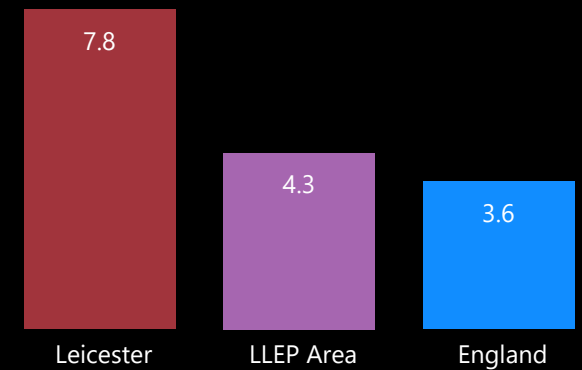
Unemployment Male %



Employment Female %



Unemployment Female %

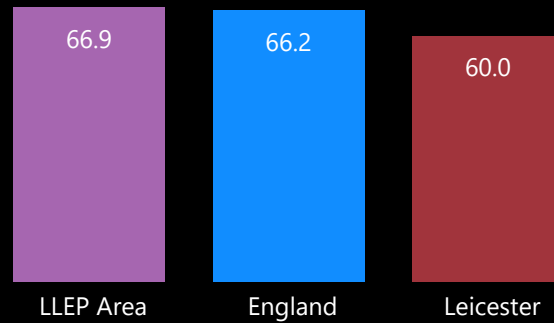


Note: Where 0, the sample size is too small

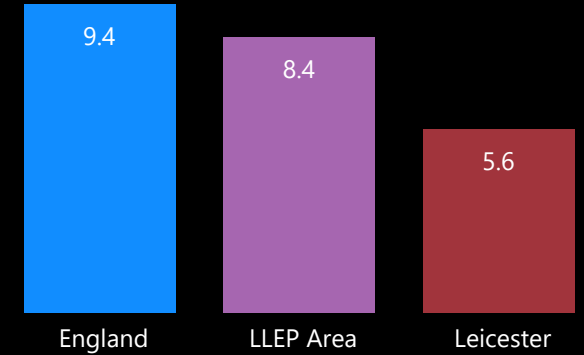
# Employees & Self Employment

ONS Annual Population Survey - Quarterly

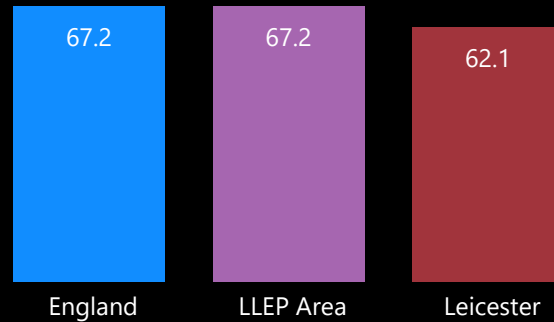
## Employees All %



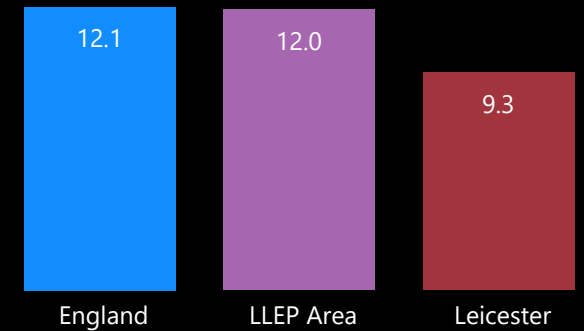
## SE All %



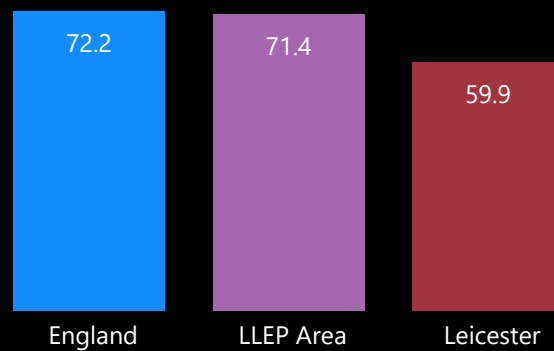
## Employees Male %



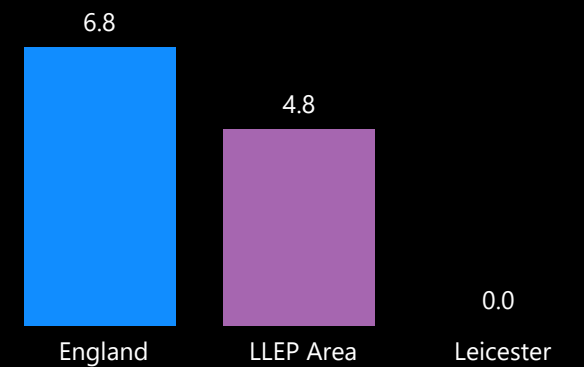
## SE Male %



## Employees Female %



## SE Female %



Note: Where 0, the sample size is too small

Numbers

# KPI Numbers

Business Size	Business Share		
<p>13500</p> <p>All Businesses</p>	<p>955</p> <p>B Accommodation &amp; food services</p>	<p>1315</p> <p>B Financial &amp; insurance</p>	<p>1305</p> <p>B Professional, scientific &amp; technical</p>
<p>11970</p> <p>Micro (0 to 9)</p>	<p>20</p> <p>B Agriculture, forestry &amp; fishing</p>	<p>730</p> <p>B Health</p>	<p>780</p> <p>B Property</p>
<p>1255</p> <p>Small (10 to 49)</p>	<p>680</p> <p>B Arts, entertainment, recreation &amp; ot...</p>	<p>620</p> <p>B Information &amp; communication</p>	<p>0</p> <p>B Public administration &amp; defence</p>
<p>220</p> <p>Medium-sized (50 to 249)</p>	<p>810</p> <p>B Business administration &amp; support ...</p>	<p>1120</p> <p>B Manufacturing</p>	<p>1620</p> <p>B Retail</p>
<p>55</p> <p>Large (250+)</p>	<p>975</p> <p>B Construction</p>	<p>45</p> <p>B Mining, quarrying &amp; utilities</p>	<p>1050</p> <p>B Transport &amp; storage</p>
<p>1475</p> <p>All SMEs</p>	<p>205</p> <p>B Education</p>	<p>520</p> <p>B Motor trades</p>	<p>750</p> <p>B Wholesale</p>

# KPI Numbers

Employee Share			Job Postings
9000 E Accommodation & food services	4000 E Financial & insurance	8000 E Professional, scientific & technical	802 JP 11 Corporate Managers and Direct...
40 E Agriculture, forestry & fishing	32000 E Health	2500 E Property	366 JP 12 Other Managers and Proprietors
6000 E Arts, entertainment, recreation & ot...	5000 E Information & communication	9000 E Public administration & defence	1036 JP 21 Science, Research, Engineering ...
23000 E Business administration & support s...	21000 E Manufacturing	14000 E Retail	693 JP 22 Health Professionals
5000 E Construction	2250 E Mining, quarrying & utilities	5000 E Transport & storage	613 JP 23 Teaching and Educational Profe...
20000 E Education	3500 E Motor trades	6000 E Wholesale	1185 JP 24 Business, Media and Public Serv...

# KPI Numbers

## Job Postings

350

JP 31 Science, Engineering and Techn...

283

JP 42 Secretarial and Related Occupat...

113

JP 62 Leisure, Travel and Related Pers...

815

JP 92 Elementary Administration and ...

361

JP 32 Health and Social Care Associat...

34

JP 51 Skilled Agricultural and Related ...

767

JP 71 Sales Occupations

45

JP 33 Protective Service Occupations

544

JP 52 Skilled Metal, Electrical and Elec...

274

JP 72 Customer Service Occupations

272

JP 34 Culture, Media and Sports Occu...

278

JP 53 Skilled Construction and Buildin...

341

JP 81 Process, Plant and Machine Ope...

1109

JP 35 Business and Public Service Ass...

172

JP 54 Textiles, Printing and Other Skill...

283

JP 82 Transport and Mobile Machine ...

920

JP 41 Administrative Occupations

656

JP 61 Caring Personal Service Occupa...

85

JP 91 Elementary Trades and Related ...

# KPI Numbers

Qualifications	Claimants	Employment/Unemployment	Employees/SE
27900 No Qualifications	12590 Claimants	160200 Employment	146100 Employees
164900 NVQ2+	7170 Claimants Male	86000 Employment Male	74700 Employees Male
128100 NVQ3+	5425 Claimants Female	74200 Employment Female	71400 Employees Female
82300 NVQ4+	2335 Claimants 18 to 24	10400 Unemployment	14100 Self Employment
	7395 Claimants 25 to 49	8000 Unemployment Male	11300 Self Employment Male
	2850 Claimants 50+	6300 Unemployment Female	0 Self Employment Female

Author: Brendon Brockway