

# Benchmark Report LLEP Area

## March 2024

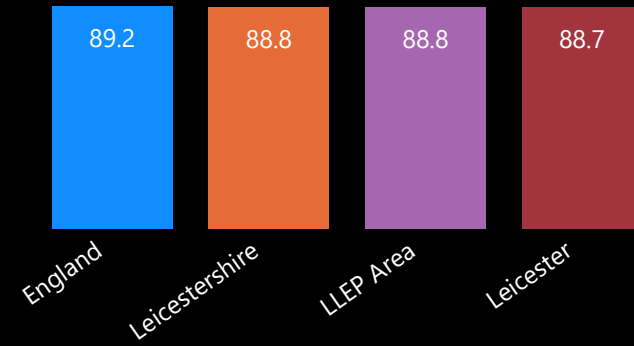
Data used in this report is taken from:

Lightcast Job Postings  
ONS Annual Population Survey  
ONS Annual Survey of Hours & Earnings  
ONS Business Registration & Employment Survey  
ONS Claimant Count  
ONS UK Business Counts

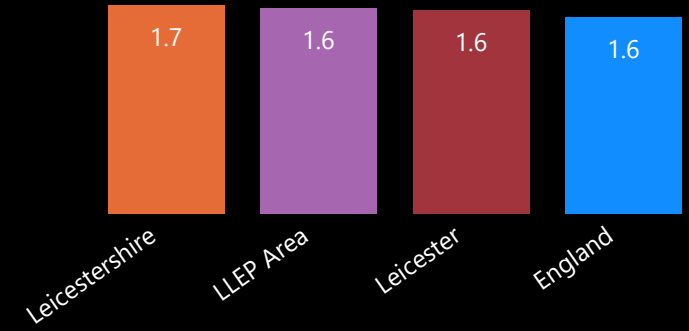
# Business Size

ONS UK Business Counts - Annual (2023)

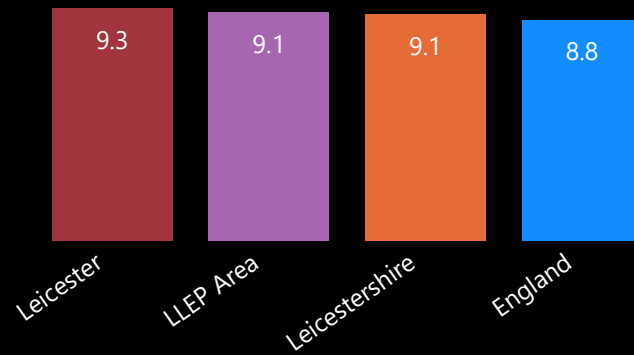
Micro %



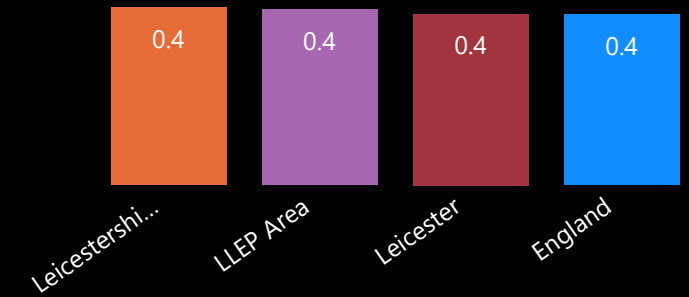
Medium %



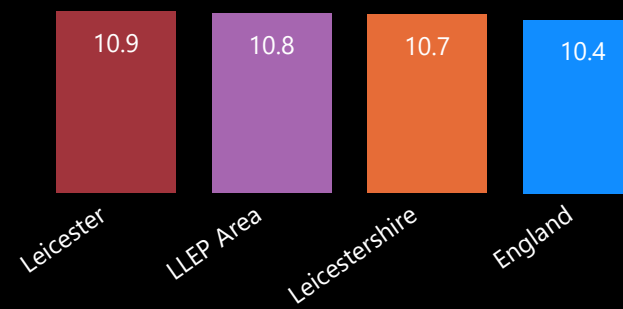
Small %



Large %

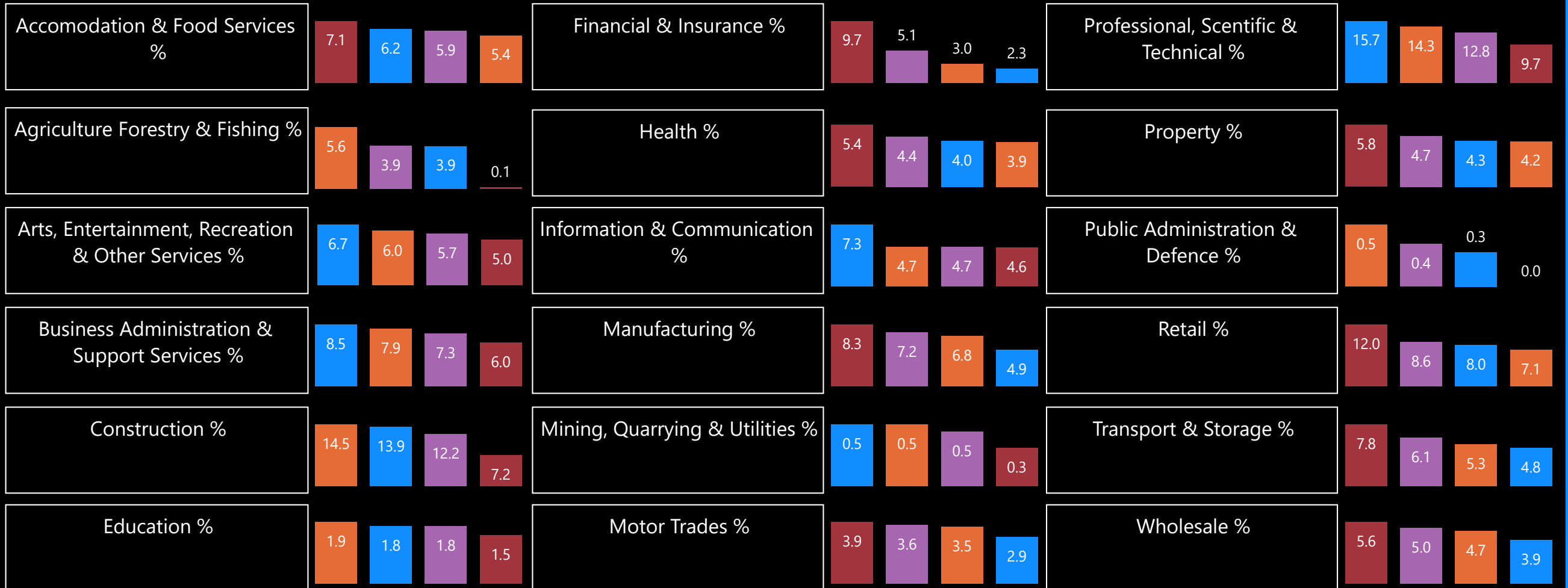


SMEs %



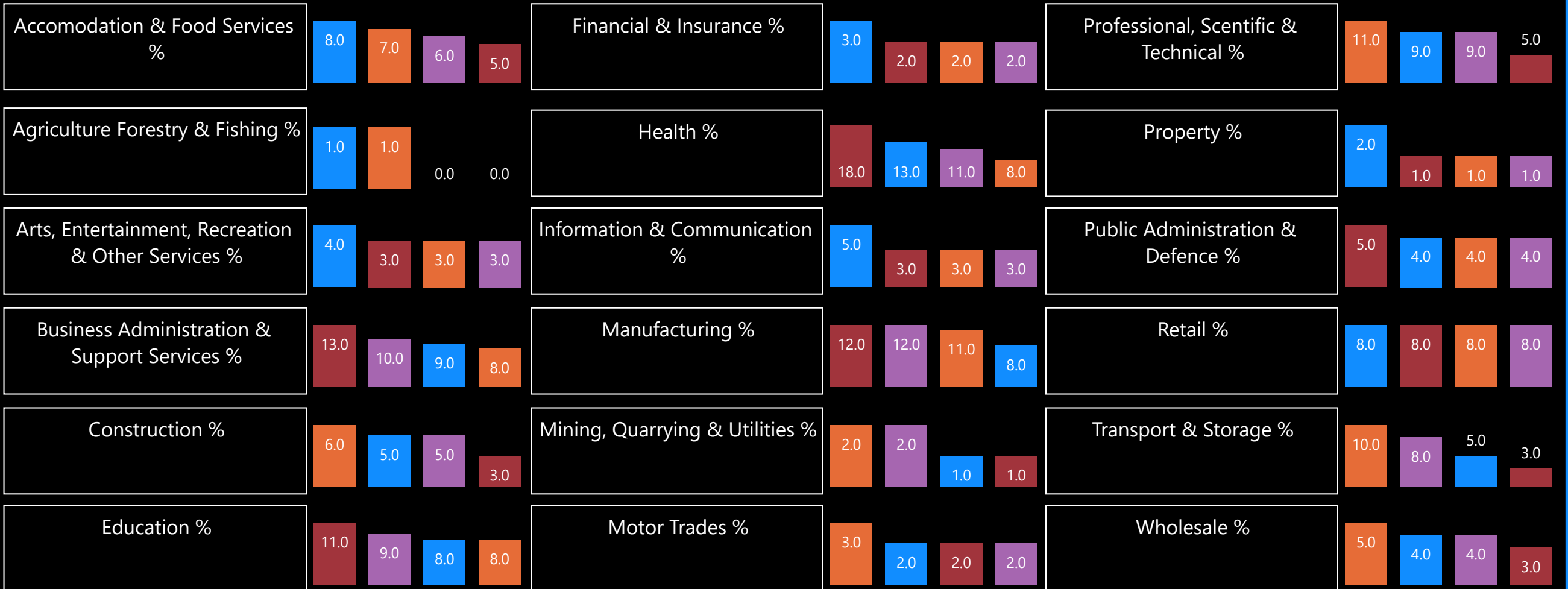
# Business Share

ONS UK Business Counts - Annual (2023)



# Employee Share (share of all employees)

ONS Business Registration & Employment Survey - Annual (2022)



# Job postings

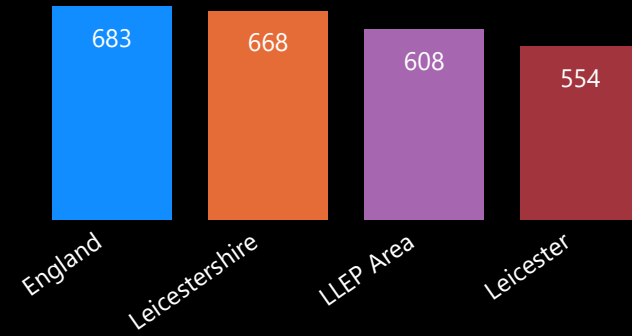
Lightcast - Monthly



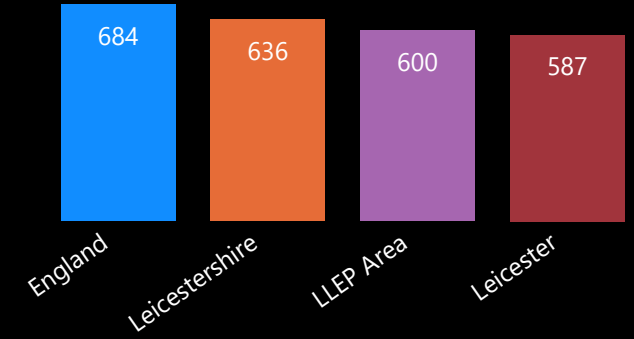
# Earnings (£s)

ONS Annual Survey of Hours & Earnings (median weekly earnings) - Annual (2022)

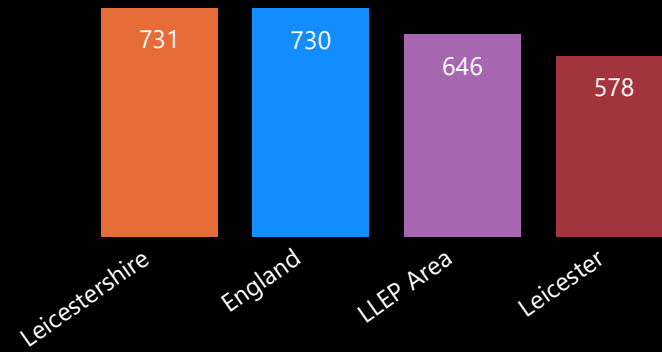
Resident All



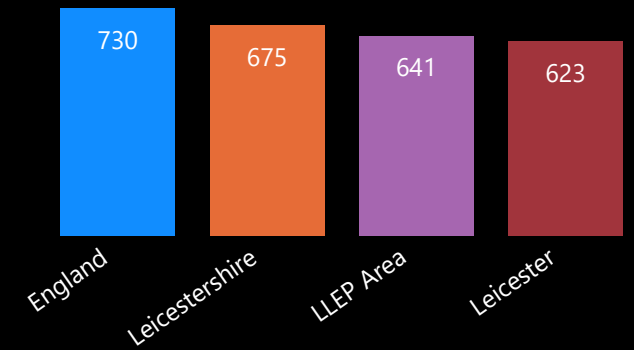
Workplace All



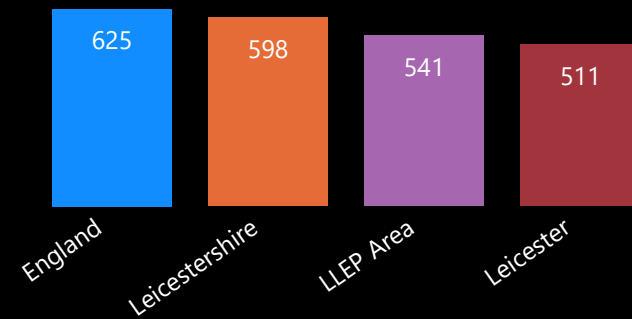
Resident Male



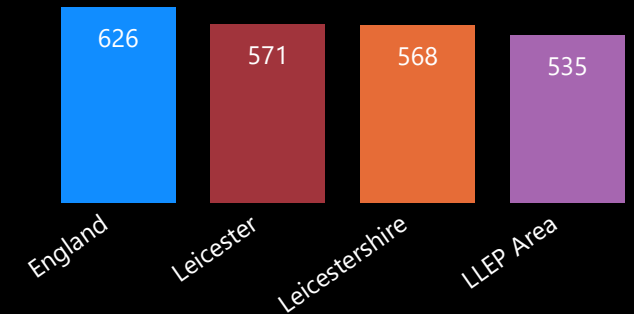
Workplace Male



Resident Female



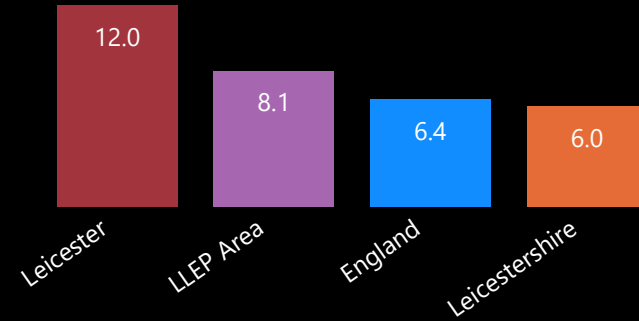
Workplace Female



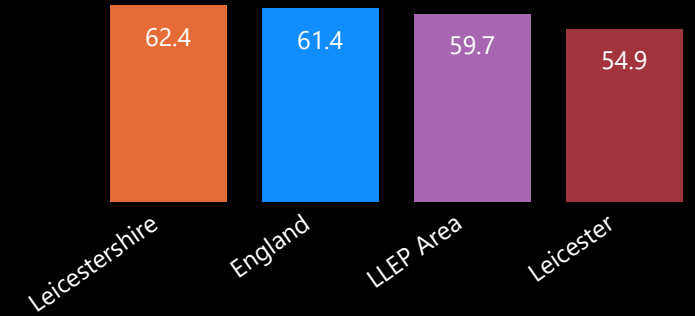
# Qualifications

ONS Annual Population Survey - Annual (2021)

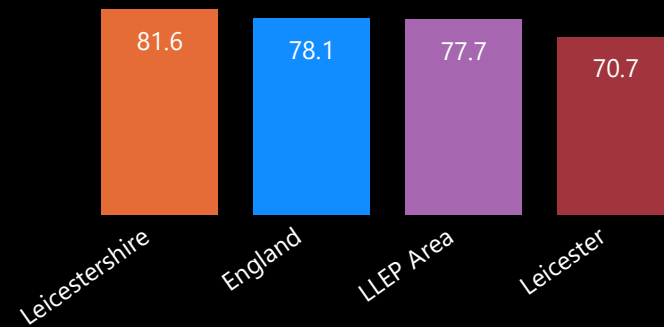
No Qualifications %



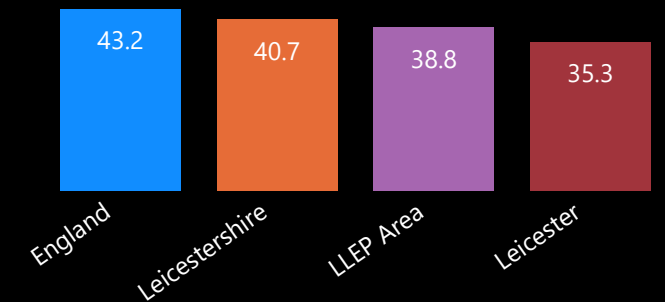
NVQ3+ %



NVQ2+ %



NVQ4+ %

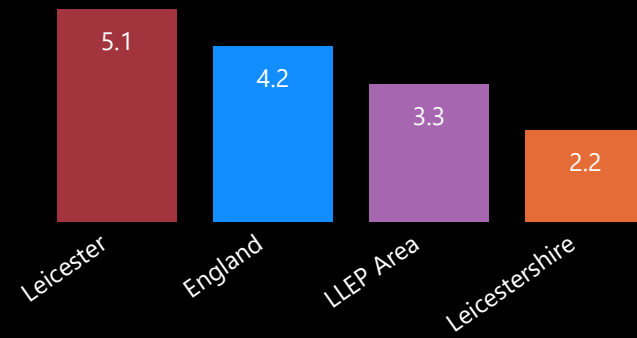


Note: Where 0, the sample size is too small

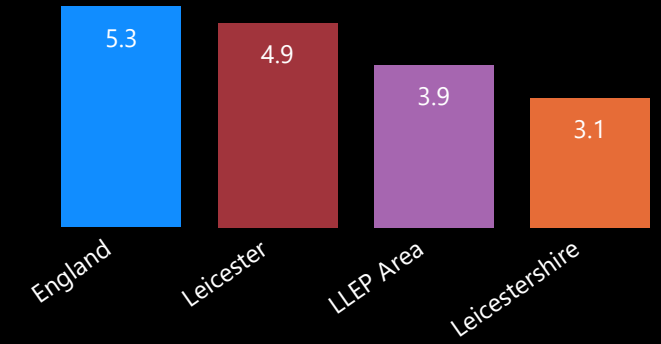
# Claimants

ONS Claimant Count by Sex & Age - Monthly

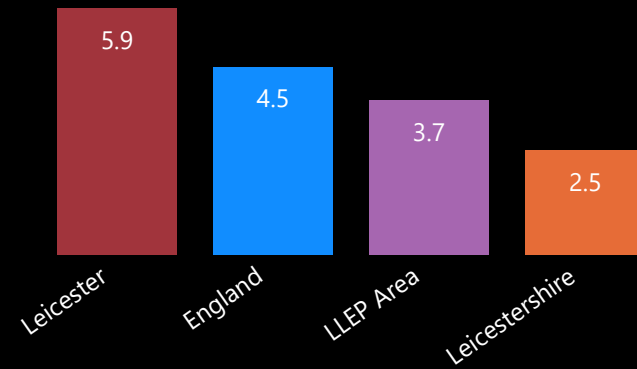
Claimants All %



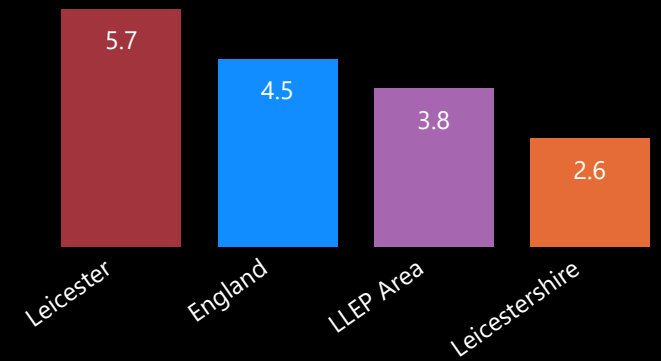
Claimants 18-24 %



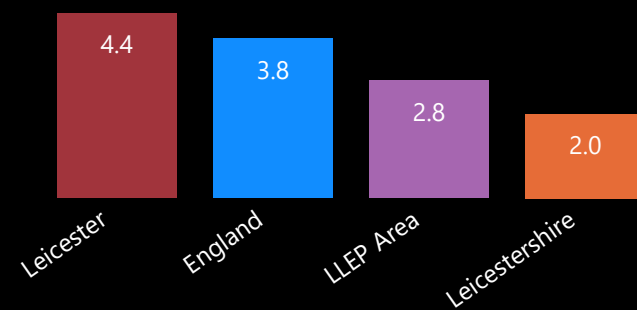
Claimants Male %



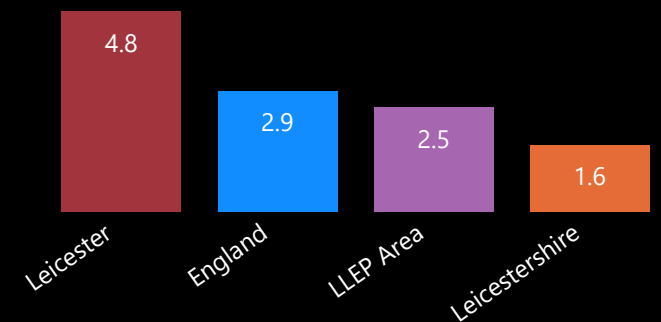
Claimants 25 - 49 %



Claimants Female %



Claimants All 50+ %

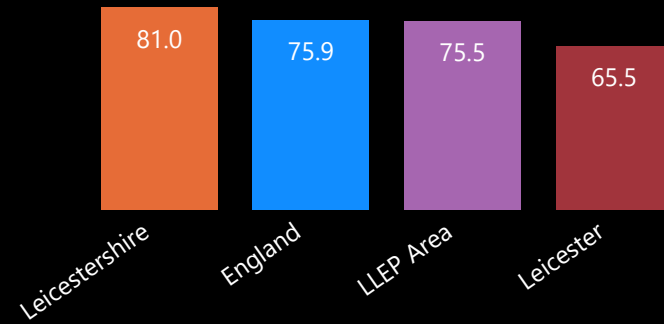




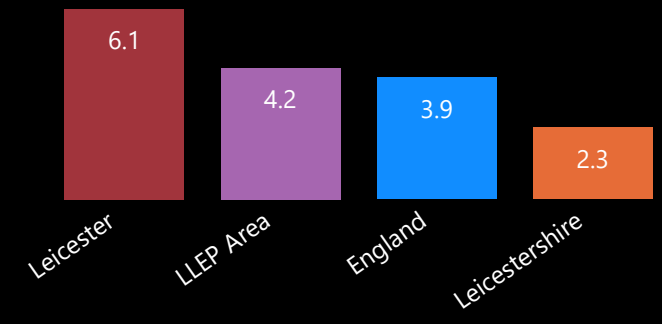
# Employment & Unemployment

ONS Annual Population Survey - Quarterly

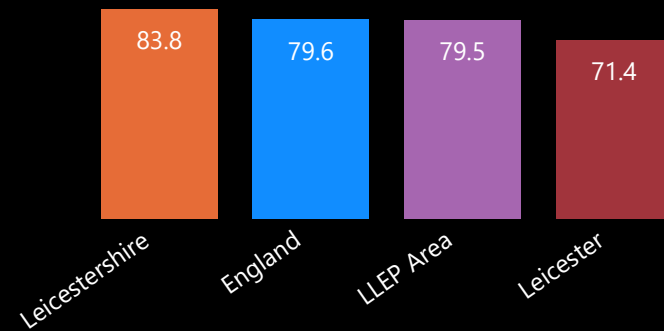
### Employment All %



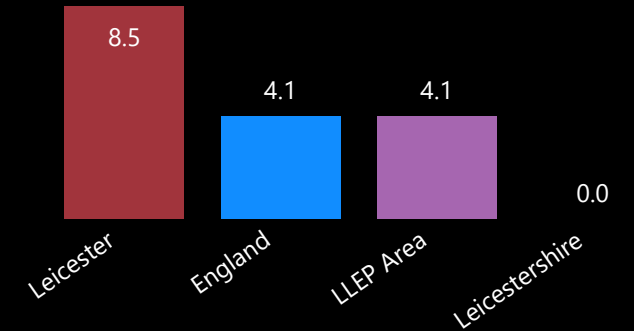
### Unemployment All %



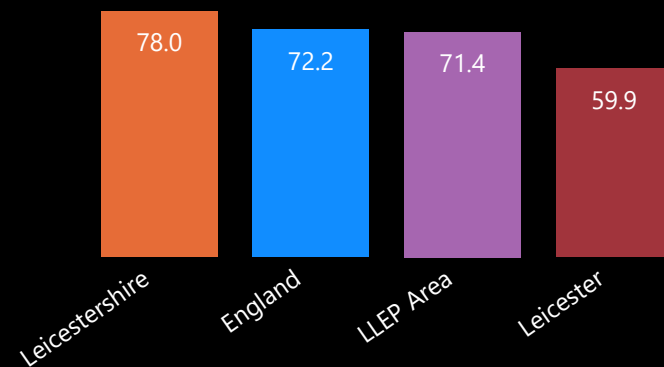
### Employment Male %



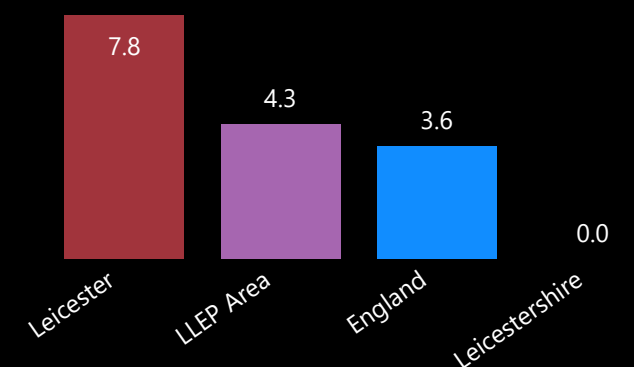
### Unemployment Male %



### Employment Female %



### Unemployment Female %

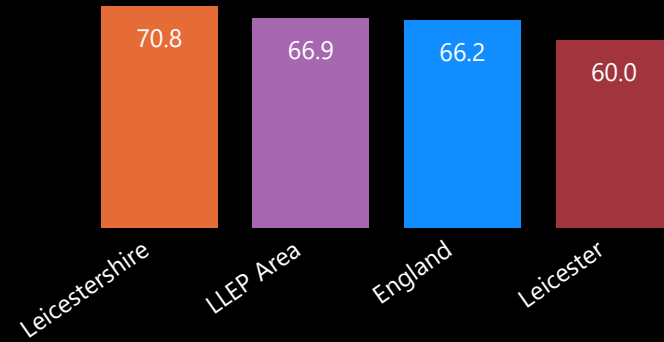


Note: Where 0, the sample size is too small

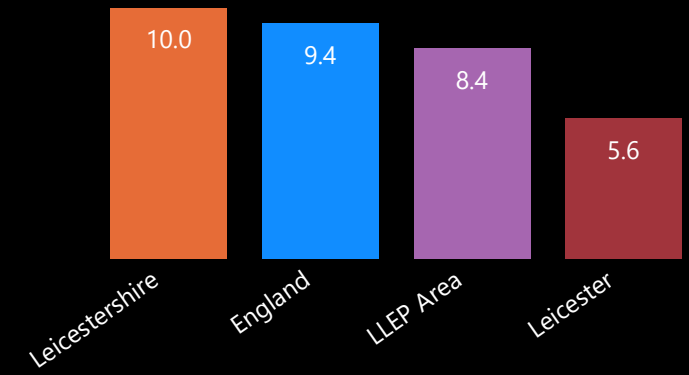
# Employees & Self Employment

ONS Annual Population Survey - Quarterly

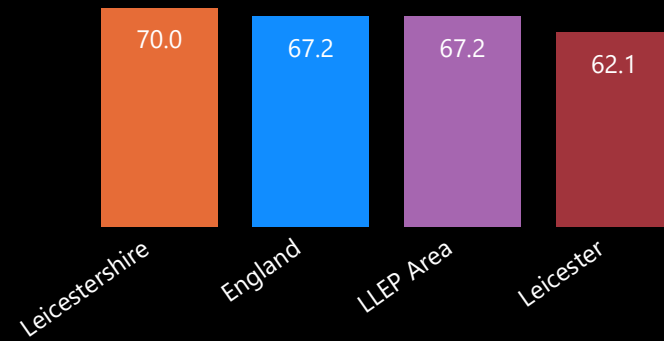
### Employees All %



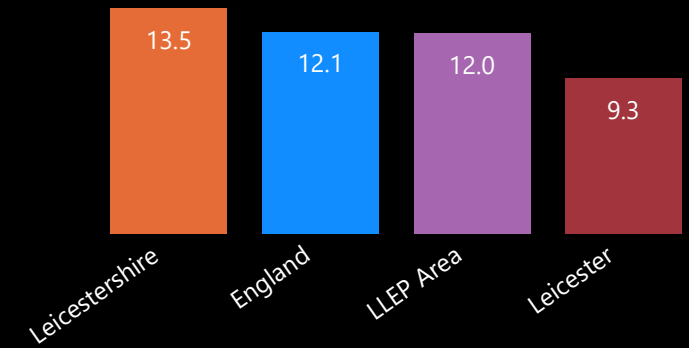
### SE All %



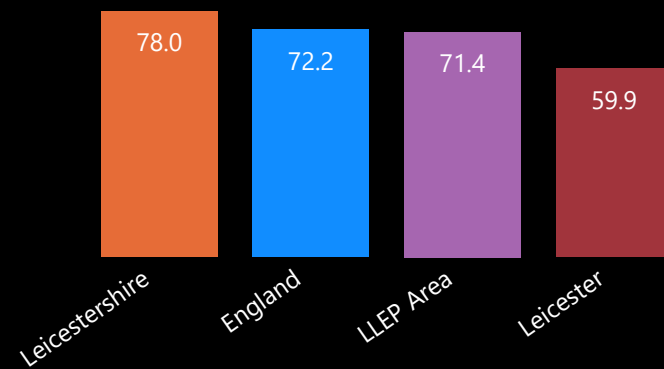
### Employees Male %



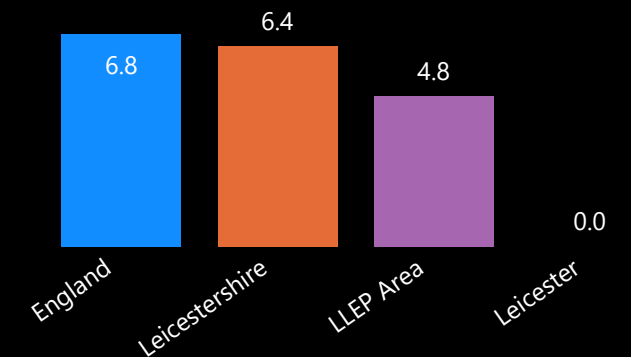
### SE Male %



### Employees Female %



### SE Female %



Note: Where 0, the sample size is too small

Numbers

# KPI Numbers

Business Size	Business Share		
43085 All Businesses	2560 B Accommodation & food services	2200 B Financial & insurance	5530 B Professional, scientific & technical
38260 Micro (0 to 9)	1690 B Agriculture, forestry & fishing	1885 B Health	2035 B Property
3940 Small (10 to 49)	2460 B Arts, entertainment, recreation & ot...	2005 B Information & communication	160 B Public administration & defence
710 Medium-sized (50 to 249)	3150 B Business administration & support ...	3120 B Manufacturing	3710 B Retail
180 Large (250+)	5265 B Construction	205 B Mining, quarrying & utilities	2610 B Transport & storage
4650 All SMEs	780 B Education	1570 B Motor trades	2155 B Wholesale

# KPI Numbers

Employee Share			Job Postings
33000 E Accommodation & food services	11000 E Financial & insurance	44000 E Professional, scientific & technical	1336 JP 11 Corporate Managers and Direct...
2250 E Agriculture, forestry & fishing	57000 E Health	7000 E Property	754 JP 12 Other Managers and Proprietors
17000 E Arts, entertainment, recreation & ot...	14000 E Information & communication	20000 E Public administration & defence	1748 JP 21 Science, Research, Engineering ...
49000 E Business administration & support s...	59000 E Manufacturing	39000 E Retail	998 JP 22 Health Professionals
26000 E Construction	8000 E Mining, quarrying & utilities	39000 E Transport & storage	988 JP 23 Teaching and Educational Profe...
47000 E Education	12000 E Motor trades	23000 E Wholesale	1988 JP 24 Business, Media and Public Serv...

# KPI Numbers

## Job Postings

703

JP 31 Science, Engineering and Techn...

462

JP 42 Secretarial and Related Occupat...

236

JP 62 Leisure, Travel and Related Pers...

1891

JP 92 Elementary Administration and ...

620

JP 32 Health and Social Care Associat...

66

JP 51 Skilled Agricultural and Related ...

1396

JP 71 Sales Occupations

69

JP 33 Protective Service Occupations

1033

JP 52 Skilled Metal, Electrical and Elec...

589

JP 72 Customer Service Occupations

1014

JP 34 Culture, Media and Sports Occu...

527

JP 53 Skilled Construction and Buildin...

758

JP 81 Process, Plant and Machine Ope...

2049

JP 35 Business and Public Service Ass...

355

JP 54 Textiles, Printing and Other Skill...

683

JP 82 Transport and Mobile Machine ...

1795

JP 41 Administrative Occupations

1305

JP 61 Caring Personal Service Occupa...

217

JP 91 Elementary Trades and Related ...

# KPI Numbers

Qualifications	Claimants	Employment/Unemployment	Employees/SE
53000 No Qualifications	22300 Claimants	519800 Employment	458100 Employees
508500 NVQ2+	12535 Claimants Male	277400 Employment Male	231900 Employees Male
390800 NVQ3+	9765 Claimants Female	242500 Employment Female	226200 Employees Female
253700 NVQ4+	4150 Claimants 18 to 24	22700 Unemployment	59900 Self Employment
	12990 Claimants 25 to 49	11800 Unemployment Male	43900 Self Employment Male
	5125 Claimants 50+	10900 Unemployment Female	16000 Self Employment Female

Author: Brendon Brockway