

# Benchmark Report Hinckley & Bosworth March 2024

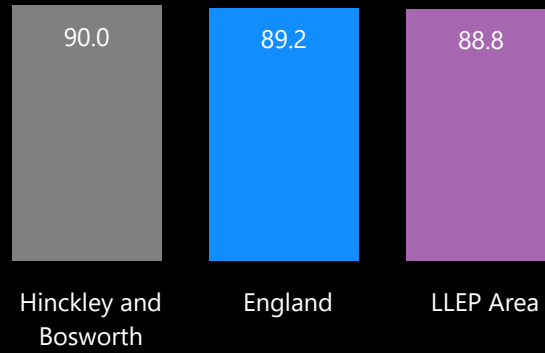
Data used in this report is taken from:

Lightcast Job Postings  
ONS Annual Population Survey  
ONS Annual Survey of Hours & Earnings  
ONS Business Registration & Employment Survey  
ONS Claimant Count  
ONS UK Business Counts

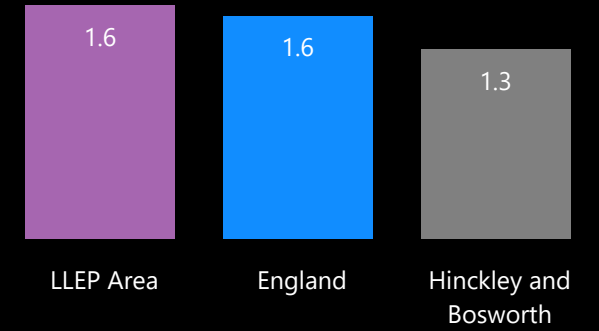
# Business Size

ONS UK Business Counts - Annual (2023)

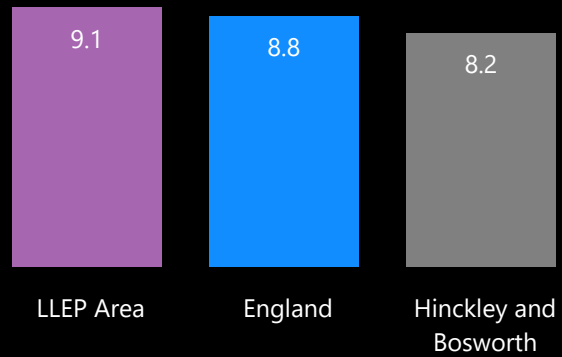
## Micro %



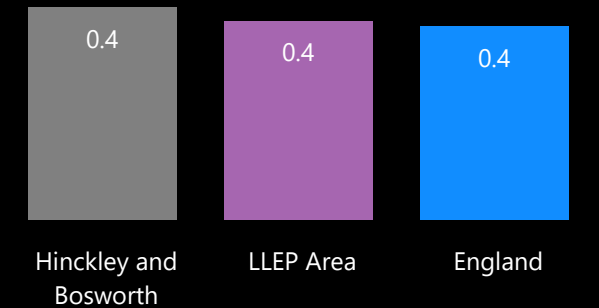
## Medium %



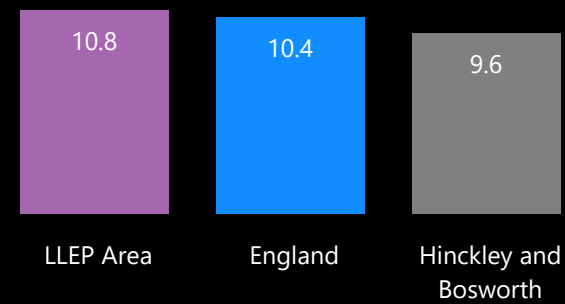
## Small %



## Large %

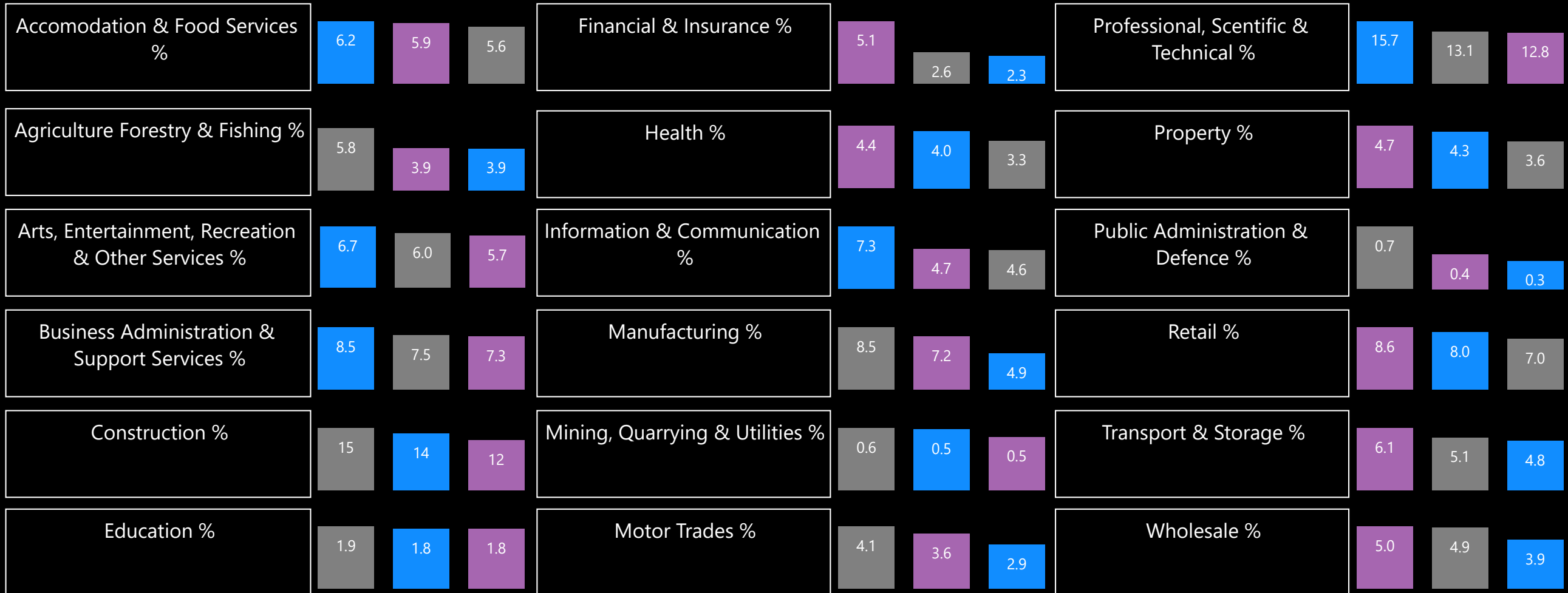


## SMEs %



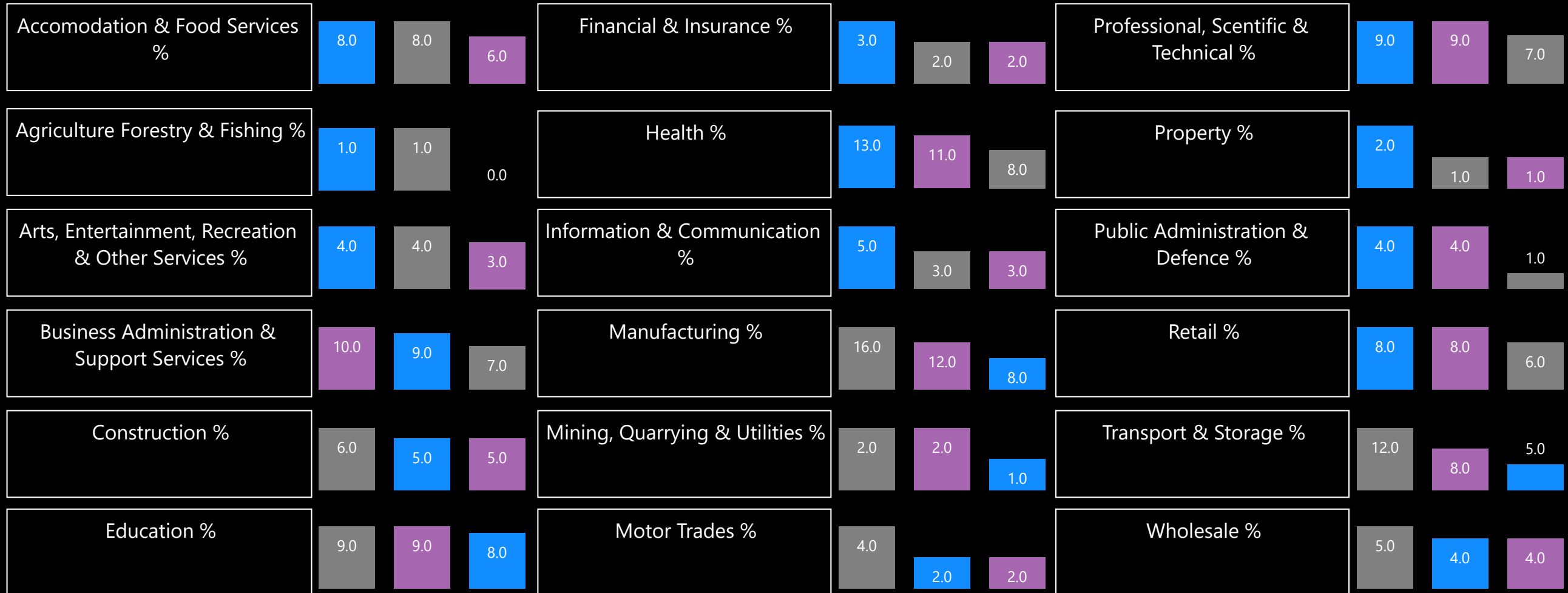
# Business Share

ONS UK Business Counts - Annual (2023)



# Employee Share (share of all employees)

ONS Business Registration & Employment Survey - Annual (2022)



# Job postings


Lightcast - Monthly

|   |     |     |     |  |     |     |     |  |     |     |     |
|---|-----|-----|-----|--|-----|-----|-----|--|-----|-----|-----|
| Corporate Managers & Directors %                            | 6.3 | 5.6 | 3.5 | Culture, Media & Sports Occupations %                | 6.6 | 4.3 | 1.5 | Leisure, Travel % Related Personal Service Occupations % | 1.3 | 1.0 | 0.9 |
| Other Managers & Proprietors %                              | 3.9 | 3.2 | 3.0 | Business & Public Services Associate Professionals % | 9.8 | 8.7 | 8.5 | Sales Occupations %                                      | 9.8 | 5.9 | 5.5 |
| Science, Research, Engineering & Technology Professional %  | 8.4 | 7.4 | 6.7 | Administrative Occupations %                         | 8.2 | 7.6 | 6.7 | Customer Service Occupations %                           | 2.5 | 2.5 | 2.2 |
| Health Professionals %                                      | 5.0 | 4.2 | 2.7 | Secretarial & Related Occupations                    | 2.4 | 2.0 | 2.0 | Process, Plant & Machine Operatives %                    | 6.2 | 3.2 | 2.2 |
| Teaching & Education Professionals %                        | 5.6 | 4.2 | 2.9 | Skilled Agricultural & Related Trades %              | 0.4 | 0.4 | 0.3 | Transport & Mobile Machine Drivers & Operatives %        | 2.9 | 2.9 | 2.2 |
| Business, Media & Public Service Professionals %            | 9.7 | 8.4 | 4.9 | Skilled Metal, Electrical & Electronic Trades %      | 4.4 | 3.5 | 3.2 | Elementary Trades & Related Occupations %                | 0.9 | 0.8 | 0.6 |
| Science, Engineering & Technology Associate Professionals % | 3.1 | 3.0 | 2.7 | Skilled Construction & Building Trades %             | 2.2 | 1.9 | 1.8 | Elementary Administration & Service Occupations %        | 8.0 | 7.7 | 7.3 |
| Health & Social Care Associate Professionals %              | 3.2 | 2.6 | 2.0 | Textiles, Printing & Other Skilled Trades %          | 1.8 | 1.5 | 1.5 |  |     |     |     |
| Protective Service Occupations %                            | 0.3 | 0.3 | 0.3 | Caring Personal Service Occupations %                | 7.1 | 5.7 | 5.5 |  |     |     |     |

# Earnings (£s)

ONS Annual Survey of Hours & Earnings (median weekly earnings) - Annual (2022)

Resident All




England

Hinckley and Bosworth

LLEP Area

Workplace All

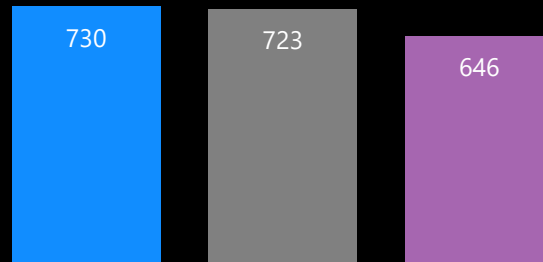


England

Hinckley and Bosworth

LLEP Area

Resident Male




England

Hinckley and Bosworth

LLEP Area

Workplace Male

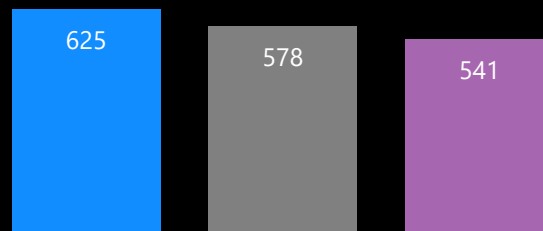


England

Hinckley and Bosworth

LLEP Area

Resident Female

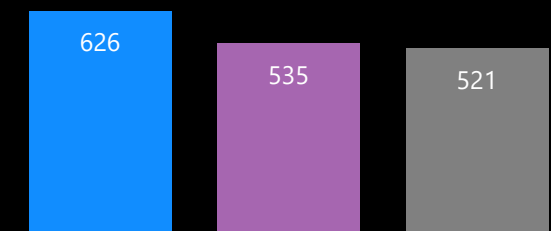


England

Hinckley and Bosworth

LLEP Area

Workplace Female



England

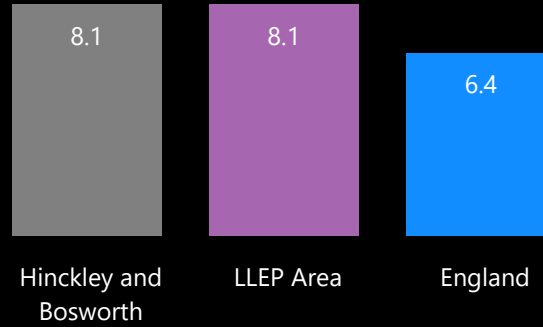
LLEP Area

Hinckley and Bosworth

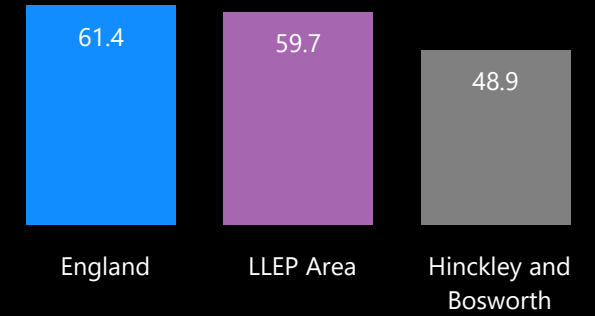
# Qualifications

ONS Annual Population Survey - Annual (2021)

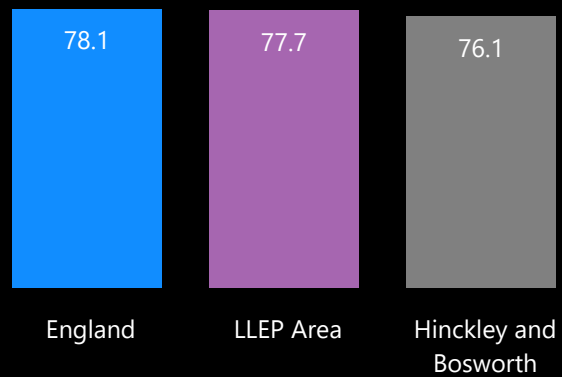
No Qualifications %



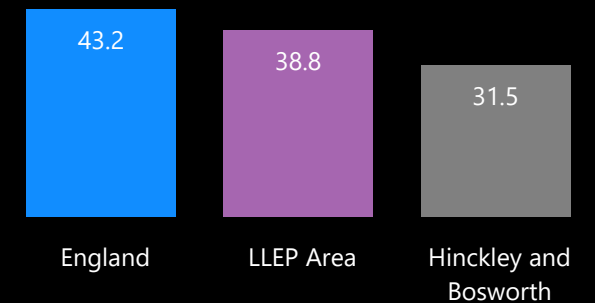
NVQ3+ %



NVQ2+ %



NVQ4+ %

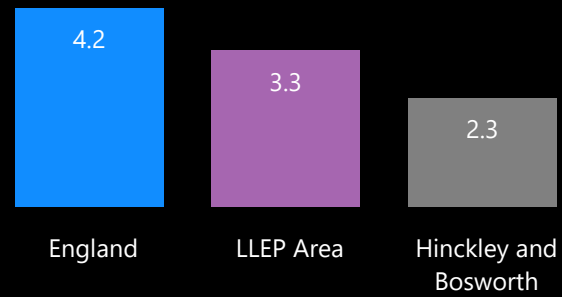


Note: Where 0, the sample size is too small

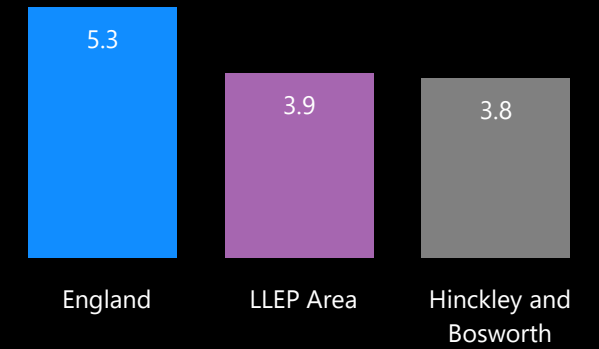
# Claimants

ONS Claimant Count by Sex & Age - Monthly

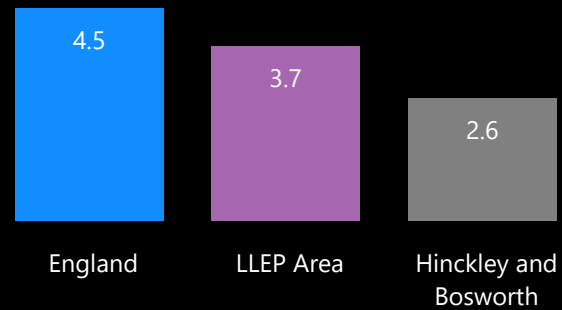
## Claimants All %



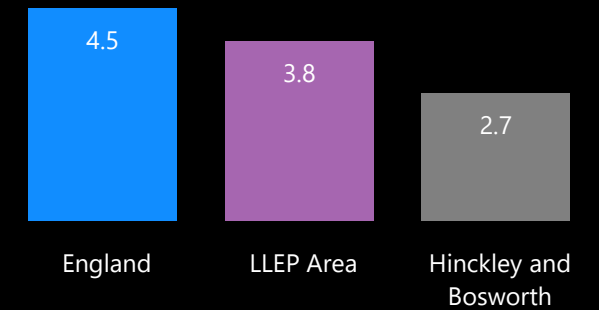
## Claimants 18-24 %



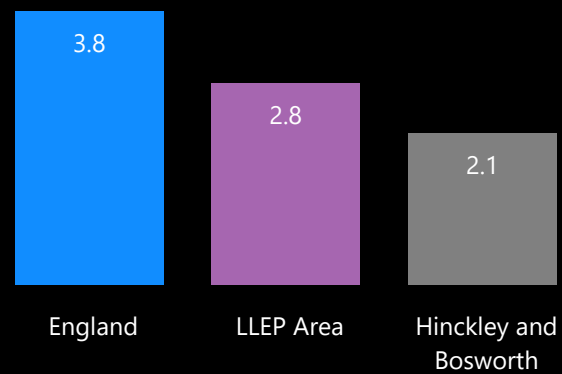
## Claimants Male %



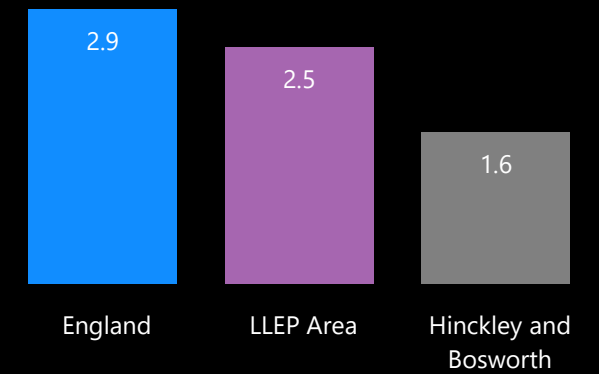
## Claimants 25 - 49 %



## Claimants Female %



## Claimants All 50+ %

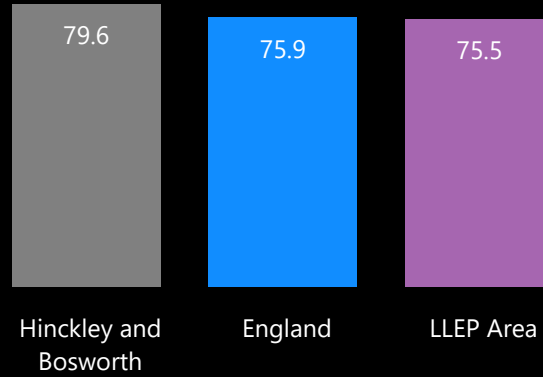




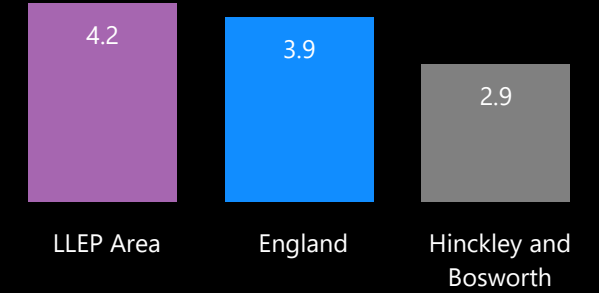
# Employment & Unemployment

ONS Annual Population Survey - Quarterly

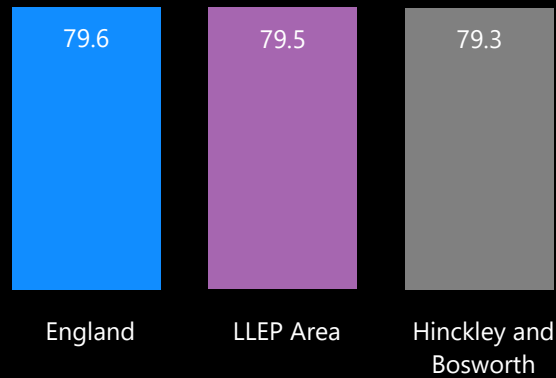
## Employment All %



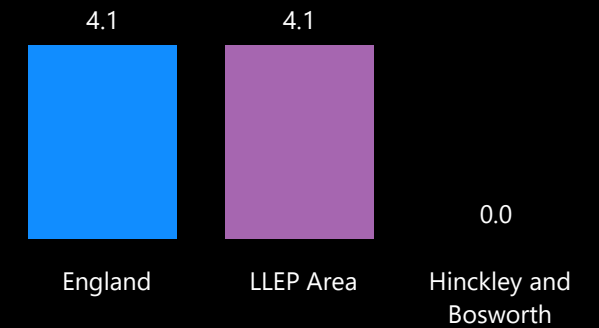
## Unemployment All %



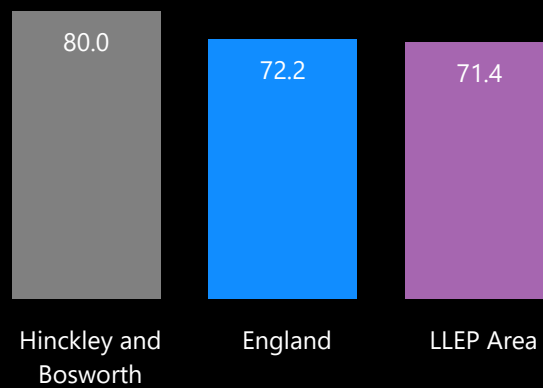
## Employment Male %



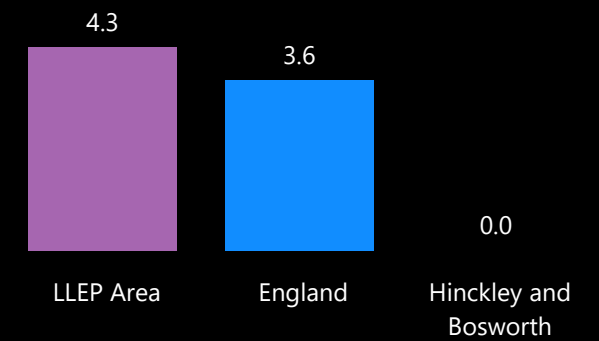
## Unemployment Male %



## Employment Female %



## Unemployment Female %

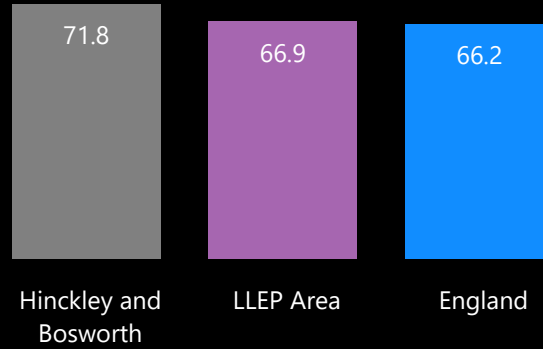


Note: Where 0, the sample size is too small

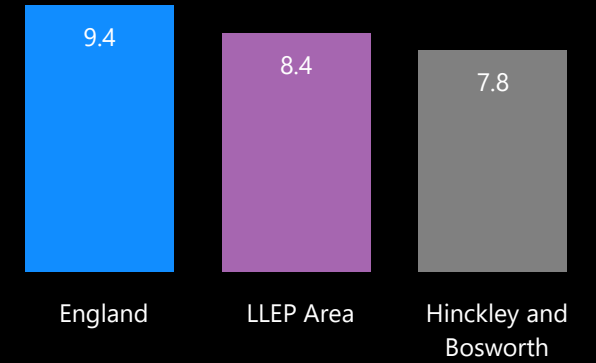
# Employees & Self Employment

ONS Annual Population Survey - Quarterly

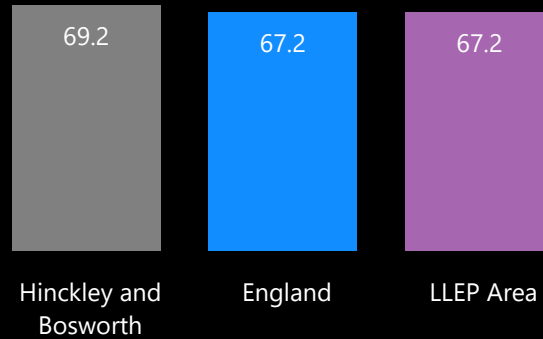
## Employees All %



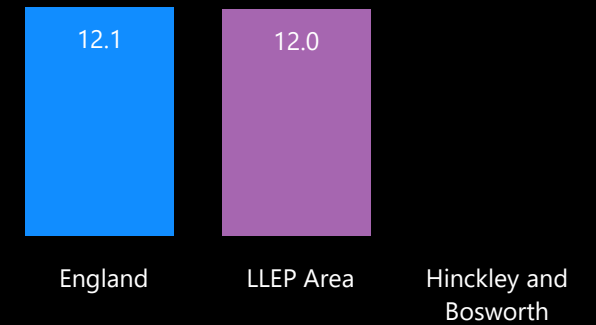
## SE All %



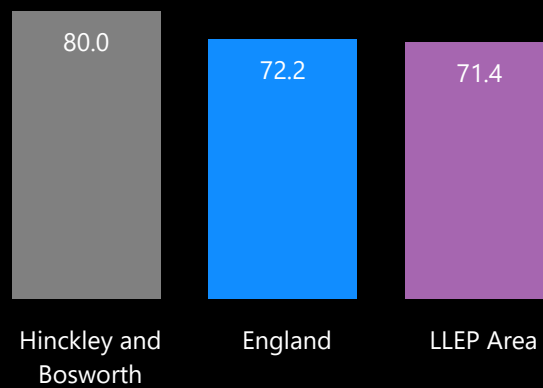
## Employees Male %



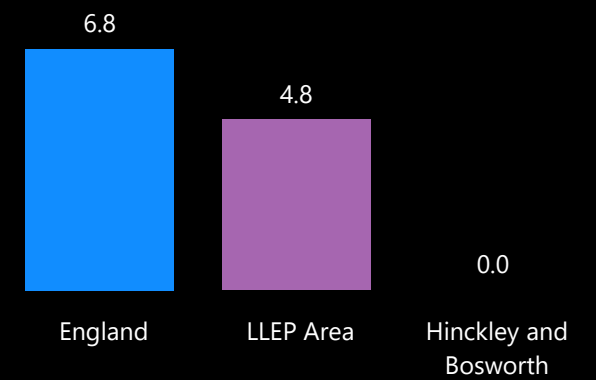
## SE Male %



## Employees Female %



## SE Female %



Note: Where 0, the sample size is too small

Numbers

# KPI Numbers

| Business Size                  | Business Share                                   |                                       |   |
|--------------------------------|--|---------------------------------------|---|
| 4490<br>All Businesses         | 250<br>B Accommodation & food services           | 115<br>B Financial & insurance        | 590<br>B Professional, scientific & technical |
| 4040<br>Micro (0 to 9)         | 260<br>B Agriculture, forestry & fishing         | 150<br>B Health                       | 160<br>B Property                             |
| 370<br>Small (10 to 49)        | 270<br>B Arts, entertainment, recreation & ot... | 205<br>B Information & communication  | 30<br>B Public administration & defence       |
| 60<br>Medium-sized (50 to 249) | 335<br>B Business administration & support ...   | 380<br>B Manufacturing                | 315<br>B Retail                               |
| 20<br>Large (250+)             | 685<br>B Construction                            | 25<br>B Mining, quarrying & utilities | 230<br>B Transport & storage                  |
| 430<br>All SMEs                | 85<br>B Education                                | 185<br>B Motor trades                 | 220<br>B Wholesale                            |

# KPI Numbers

| Employee Share                                    |  |  | Job Postings                                    |
|---|--|--|---|
| 3500<br>E Accommodation & food services           | 700<br>E Financial & insurance         | 3000<br>E Professional, scientific & technical | 57<br>JP 11 Corporate Managers and Direct...    |
| 300<br>E Agriculture, forestry & fishing          | 3500<br>E Health                       | 500<br>E Property                              | 64<br>JP 12 Other Managers and Proprietors      |
| 1500<br>E Arts, entertainment, recreation & ot... | 1250<br>E Information & communication  | 600<br>E Public administration & defence       | 108<br>JP 21 Science, Research, Engineering ... |
| 3000<br>E Business administration & support s...  | 7000<br>E Manufacturing                | 2500<br>E Retail                               | 44<br>JP 22 Health Professionals                |
| 2500<br>E Construction                            | 900<br>E Mining, quarrying & utilities | 5000<br>E Transport & storage                  | 47<br>JP 23 Teaching and Educational Profe...   |
| 4000<br>E Education                               | 1500<br>E Motor trades                 | 2250<br>E Wholesale                            | 80<br>JP 24 Business, Media and Public Serv...  |

# KPI Numbers

## Job Postings

|   |   |   |  |
|---|---|---|--|
| 43<br>JP 31 Science, Engineering and Techn...   | 32<br>JP 42 Secretarial and Related Occupat...    | 15<br>JP 62 Leisure, Travel and Related Pers... | 119<br>JP 92 Elementary Administration and ... |
| 33<br>JP 32 Health and Social Care Associat...  | 6<br>JP 51 Skilled Agricultural and Related ...   | 159<br>JP 71 Sales Occupations                  |  |
| 5<br>JP 33 Protective Service Occupations       | 57<br>JP 52 Skilled Metal, Electrical and Elec... | 41<br>JP 72 Customer Service Occupations        |  |
| 107<br>JP 34 Culture, Media and Sports Occu...  | 30<br>JP 53 Skilled Construction and Buildin...   | 100<br>JP 81 Process, Plant and Machine Ope...  |  |
| 159<br>JP 35 Business and Public Service Ass... | 30<br>JP 54 Textiles, Printing and Other Skill... | 47<br>JP 82 Transport and Mobile Machine ...    |  |
| 133<br>JP 41 Administrative Occupations         | 92<br>JP 61 Caring Personal Service Occupa...     | 10<br>JP 91 Elementary Trades and Related ...   |  |

# KPI Numbers

| Qualifications            | Claimants                 | Employment/Unemployment    | Employees/SE                |
|---------------------------|---------------------------|----------------------------|-----------------------------|
| 5600<br>No Qualifications | 1595<br>Claimants         | 55400<br>Employment        | 50200<br>Employees          |
| 53000<br>NVQ2+            | 870<br>Claimants Male     | 29700<br>Employment Male   | 26100<br>Employees Male     |
| 34000<br>NVQ3+            | 725<br>Claimants Female   | 25700<br>Employment Female | 24100<br>Employees Female   |
| 22000<br>NVQ4+            | 265<br>Claimants 18 to 24 | 1600<br>Unemployment       | 5200<br>Self Employment     |
|                           | 950<br>Claimants 25 to 49 | 0<br>Unemployment Male     | 0<br>Self Employment Male   |
|                           | 375<br>Claimants 50+      | 0<br>Unemployment Female   | 0<br>Self Employment Female |

Author: Brendon Brockway