

# Benchmark Report

# Harborough March 2024

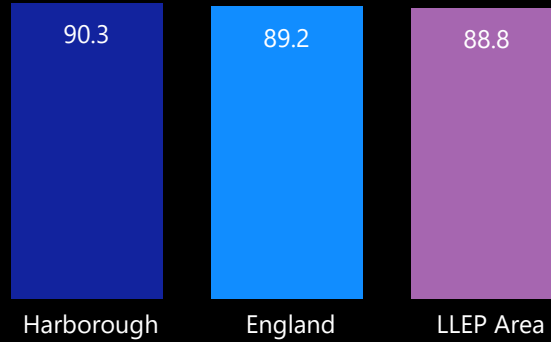
Data used in this report is taken from:

Lightcast Job Postings  
ONS Annual Population Survey  
ONS Annual Survey of Hours & Earnings  
ONS Business Registration & Employment Survey  
ONS Claimant Count  
ONS UK Business Counts

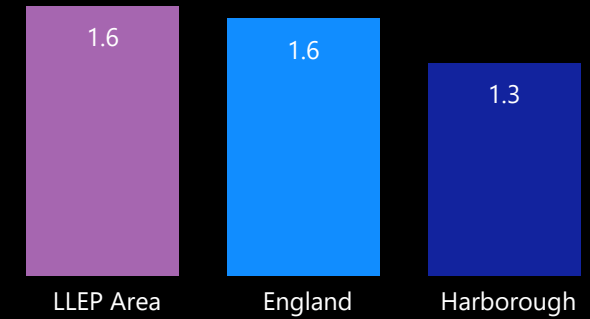
# Business Size

ONS UK Business Counts - Annual (2023)

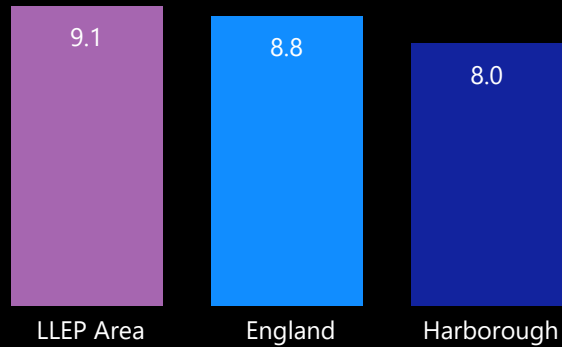
## Micro %



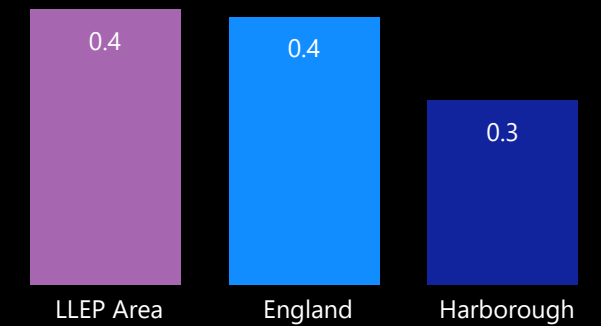
## Medium %



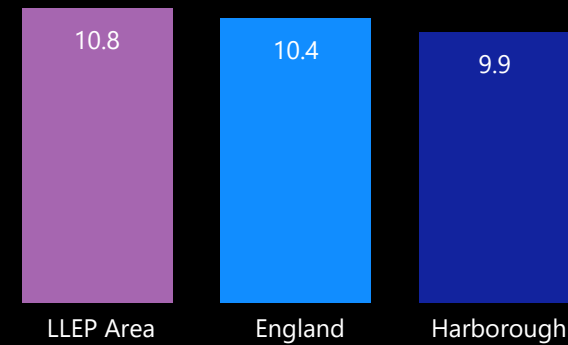
## Small %



## Large %



## SMEs %



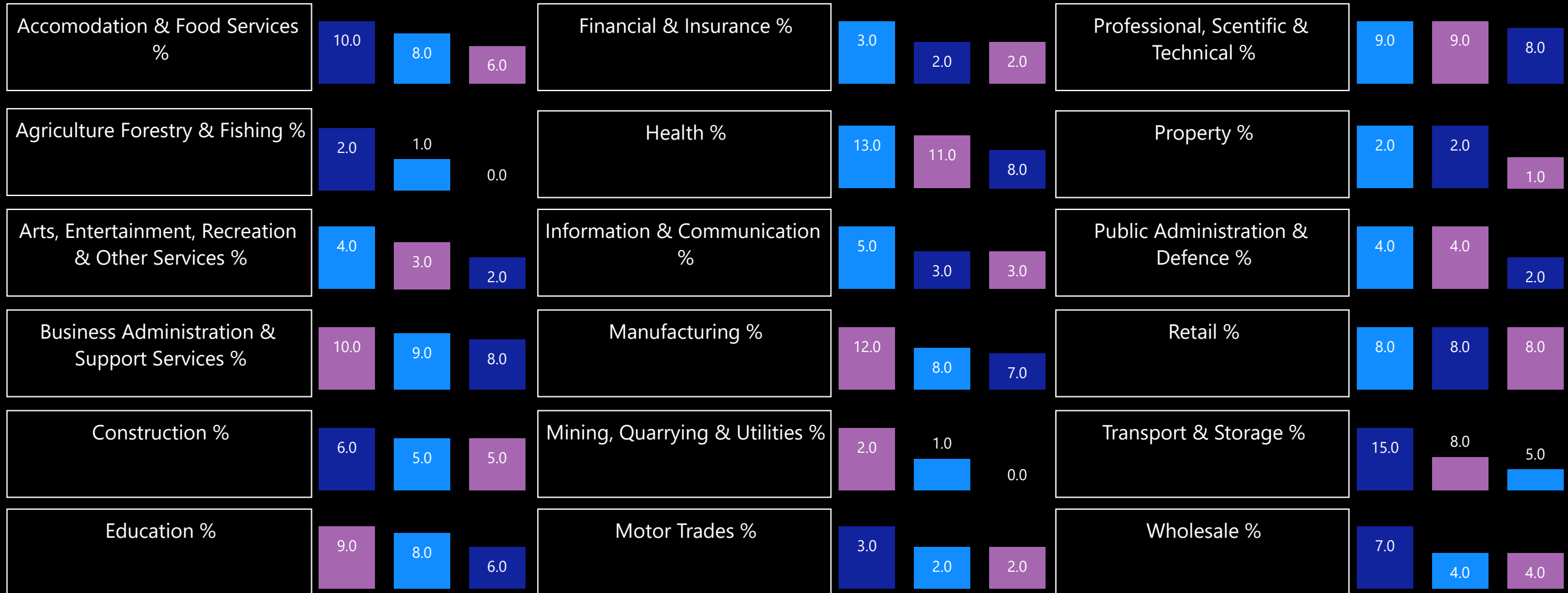
# Business Share

ONS UK Business Counts - Annual (2023)



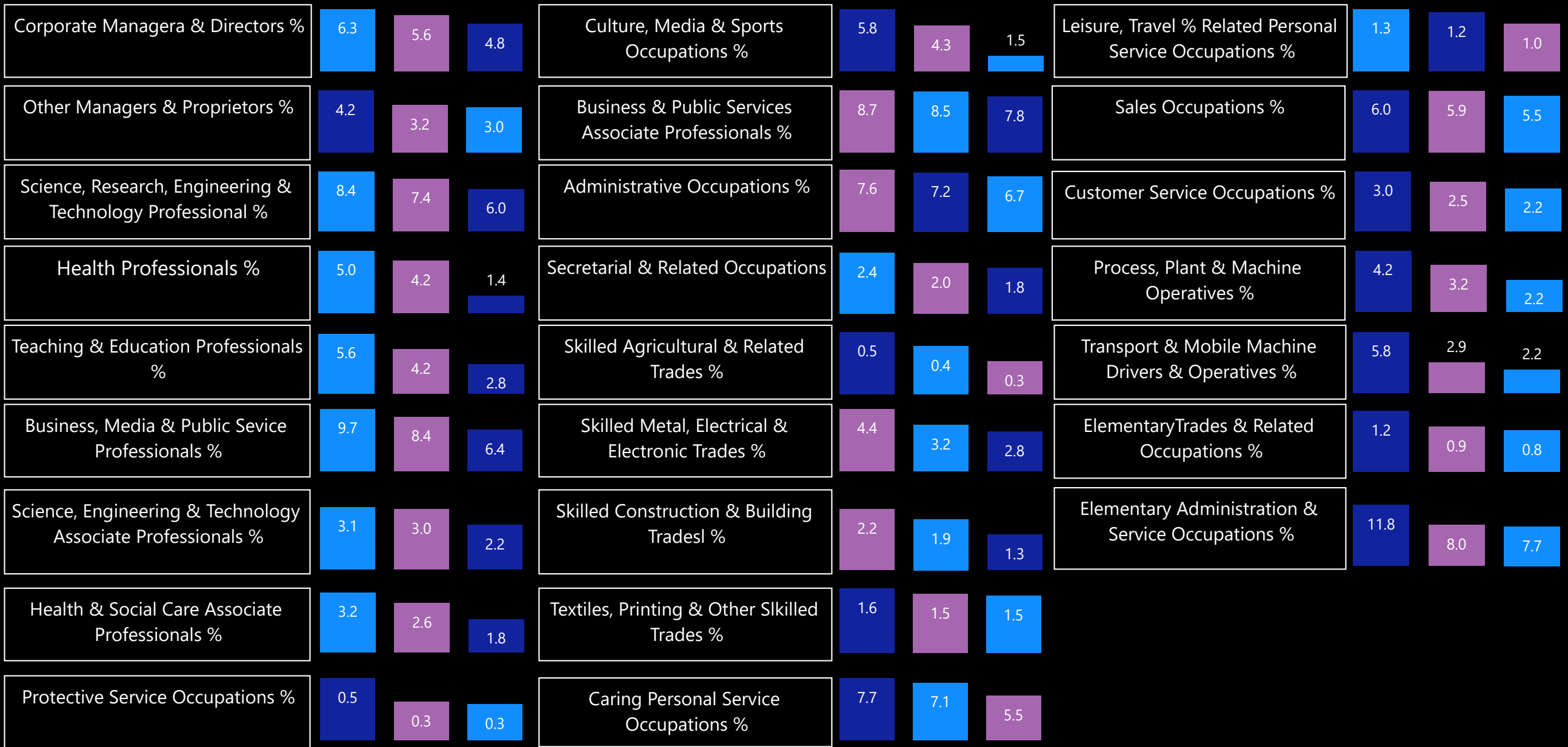
# Employee Share (share of all employees)

ONS Business Registration & Employment Survey - Annual (2022)



# Job postings

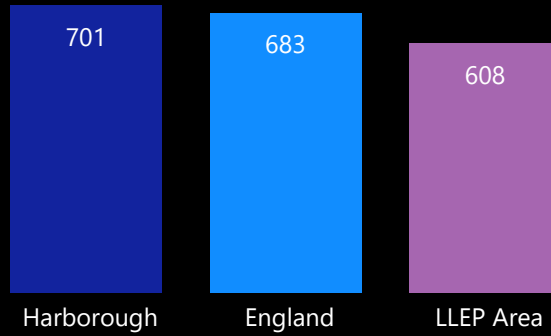
Lightcast - Monthly



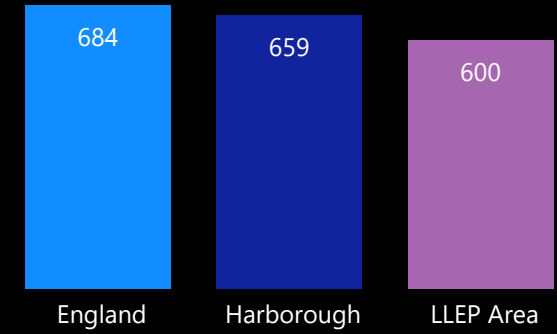
# Earnings (£s)

ONS Annual Survey of Hours & Earnings (median weekly earnings) - Annual (2022)

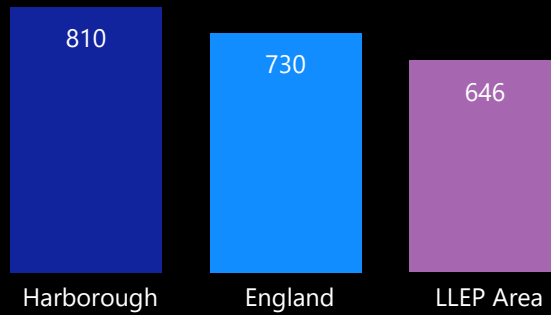
## Resident All



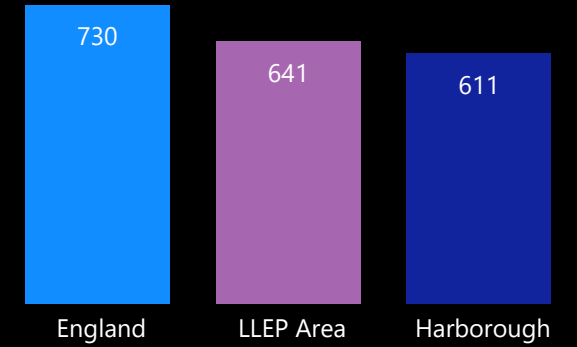
## Workplace All



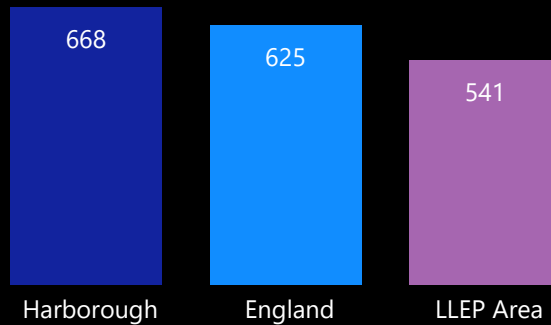
## Resident Male



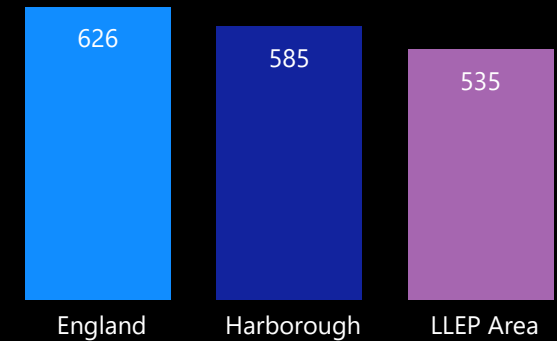
## Workplace Male



## Resident Female



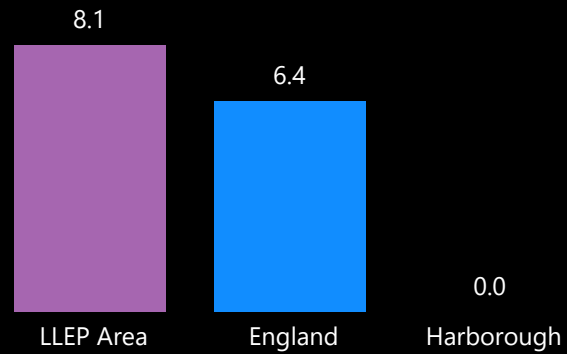
## Workplace Female



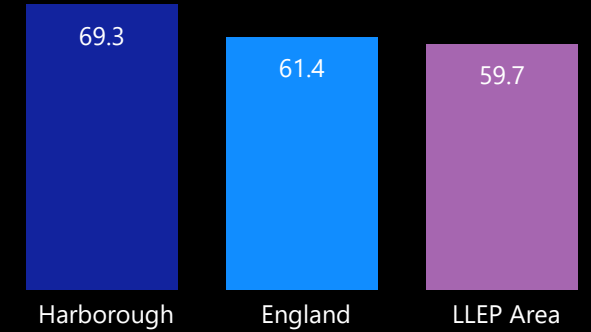
# Qualifications

ONS Annual Population Survey - Annual (2021)

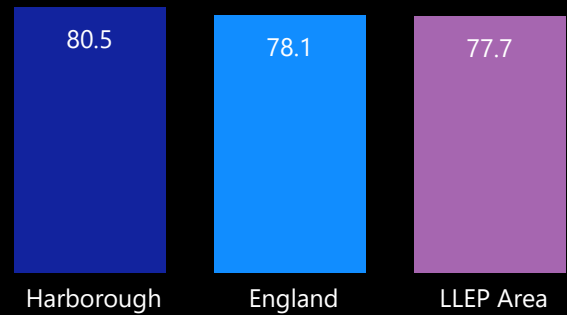
No Qualifications %



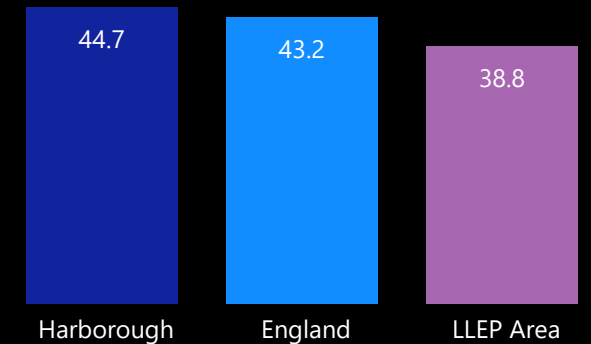
NVQ3+ %



NVQ2+ %



NVQ4+ %

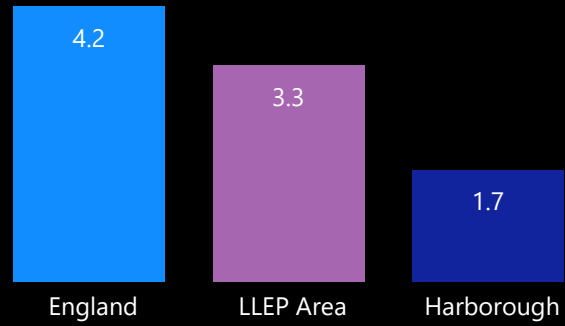


Note: Where 0, the sample size is too small

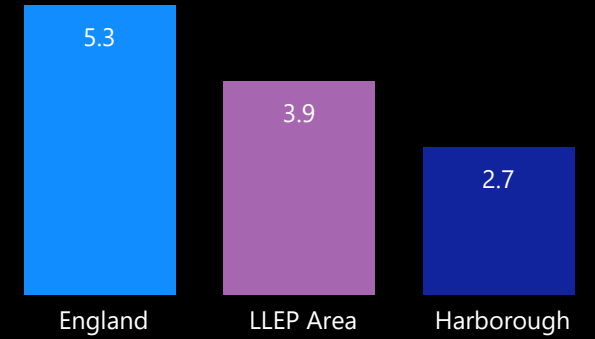
# Claimants

ONS Claimant Count by Sex & Age - Monthly

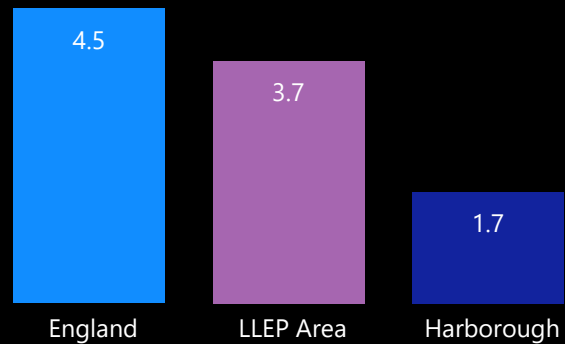
## Claimants All %



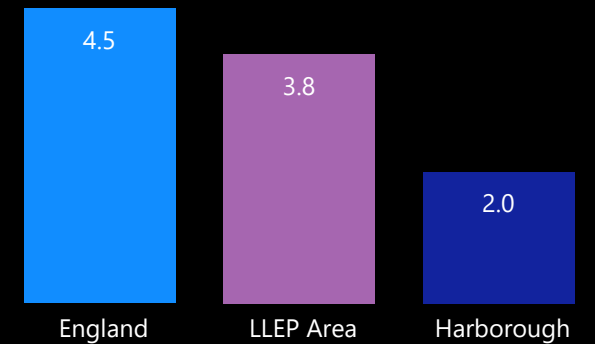
## Claimants 18-24 %



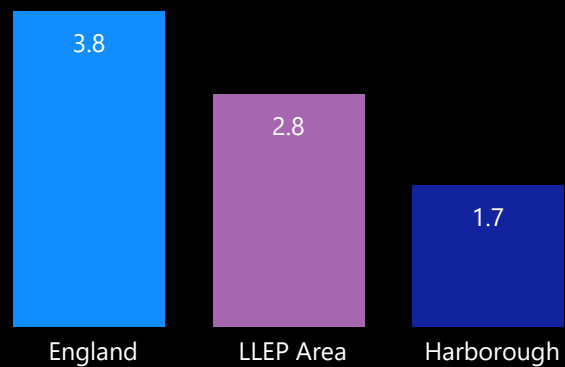
## Claimants Male %



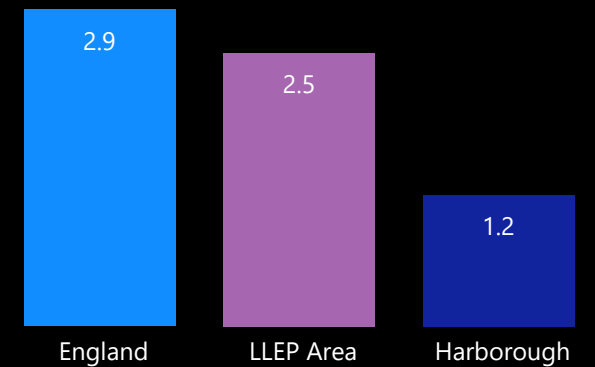
## Claimants 25 - 49 %



## Claimants Female %



## Claimants All 50+ %

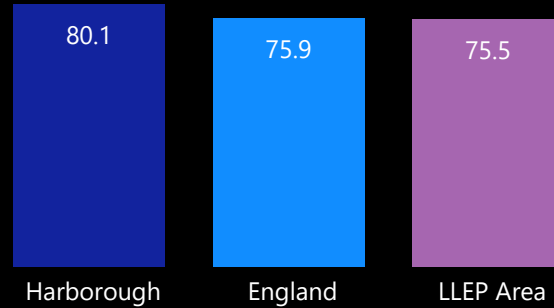




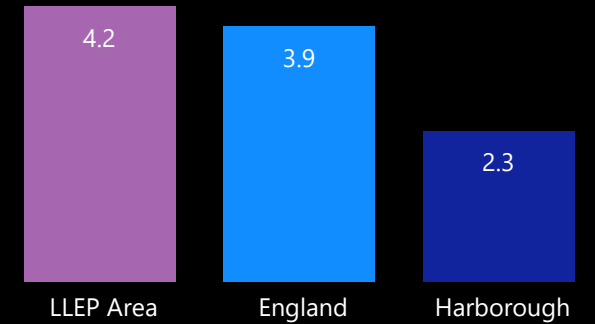
# Employment & Unemployment

ONS Annual Population Survey - Quarterly

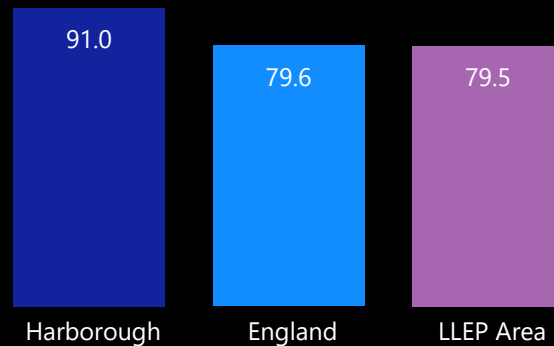
Employment All %



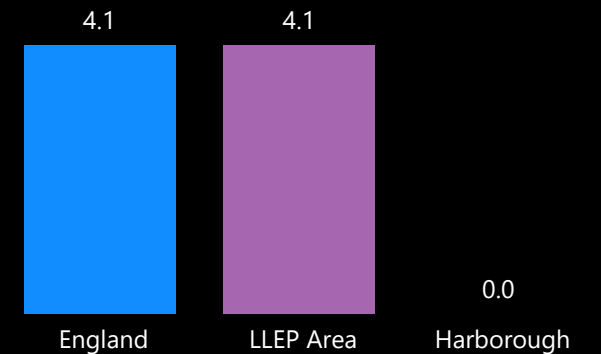
Unemployment All %



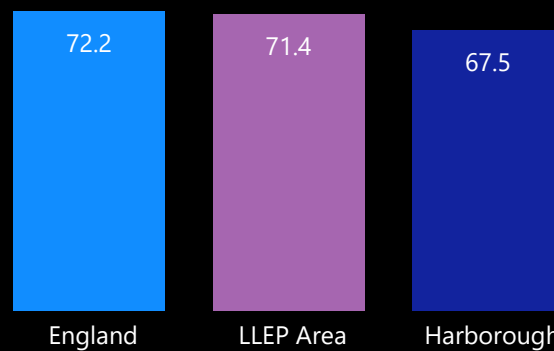
Employment Male %



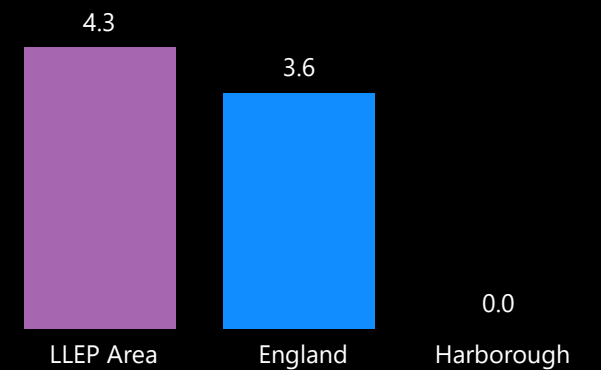
Unemployment Male %



Employment Female %



Unemployment Female %

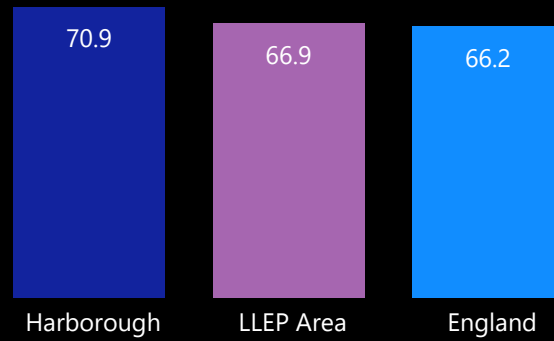


Note: Where 0, the sample size is too small

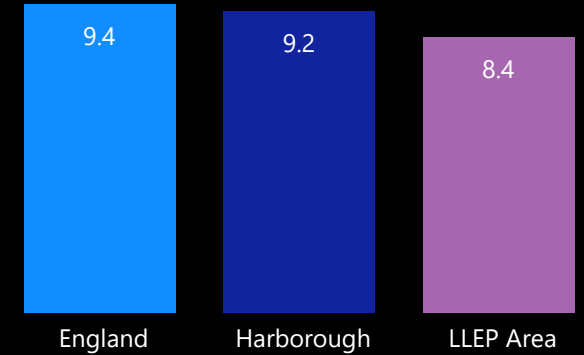
# Employees & Self Employment

ONS Annual Population Survey - Quarterly

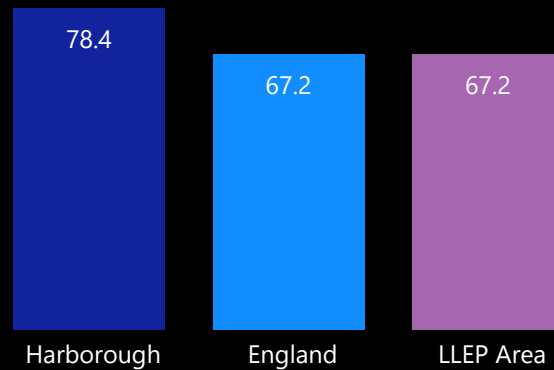
## Employees All %



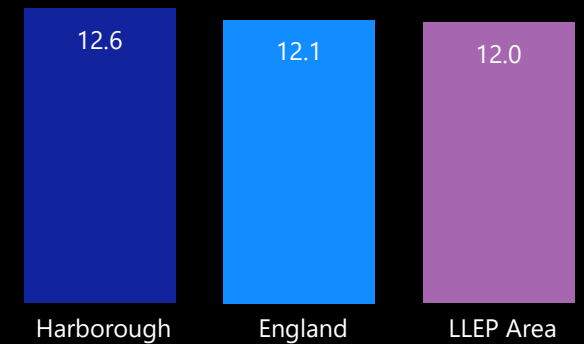
## SE All %



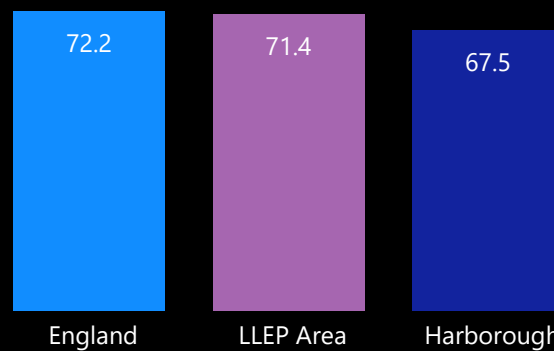
## Employees Male %



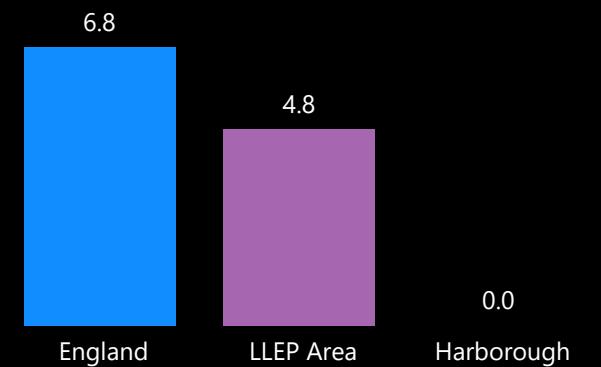
## SE Male %



## Employees Female %



## SE Female %



Note: Where 0, the sample size is too small

Numbers

# KPI Numbers

Business Size	Business Share		
5355 All Businesses	250 B Accommodation & food services	130 B Financial & insurance	895 B Professional, scientific & technical
4815 Micro (0 to 9)	550 B Agriculture, forestry & fishing	190 B Health	260 B Property
455 Small (10 to 49)	300 B Arts, entertainment, recreation & ot...	250 B Information & communication	40 B Public administration & defence
75 Medium-sized (50 to 249)	460 B Business administration & support ...	280 B Manufacturing	345 B Retail
15 Large (250+)	645 B Construction	25 B Mining, quarrying & utilities	240 B Transport & storage
530 All SMEs	110 B Education	145 B Motor trades	240 B Wholesale

# KPI Numbers

Employee Share			Job Postings
4000 E Accommodation & food services	700 E Financial & insurance	3500 E Professional, scientific & technical	81 JP 11 Corporate Managers and Direct...
700 E Agriculture, forestry & fishing	3500 E Health	700 E Property	71 JP 12 Other Managers and Proprietors
1000 E Arts, entertainment, recreation & ot...	1250 E Information & communication	800 E Public administration & defence	101 JP 21 Science, Research, Engineering ...
3500 E Business administration & support s...	3000 E Manufacturing	3500 E Retail	24 JP 22 Health Professionals
2250 E Construction	225 E Mining, quarrying & utilities	6000 E Transport & storage	47 JP 23 Teaching and Educational Profe...
2500 E Education	1250 E Motor trades	3000 E Wholesale	109 JP 24 Business, Media and Public Serv...

# KPI Numbers

## Job Postings

37 JP 31 Science, Engineering and Techn...	30 JP 42 Secretarial and Related Occupat...	21 JP 62 Leisure, Travel and Related Pers...	201 JP 92 Elementary Administration and ...
30 JP 32 Health and Social Care Associat...	9 JP 51 Skilled Agricultural and Related ...	102 JP 71 Sales Occupations	
8 JP 33 Protective Service Occupations	47 JP 52 Skilled Metal, Electrical and Elec...	51 JP 72 Customer Service Occupations	
99 JP 34 Culture, Media and Sports Occu...	22 JP 53 Skilled Construction and Buildin...	71 JP 81 Process, Plant and Machine Ope...	
132 JP 35 Business and Public Service Ass...	28 JP 54 Textiles, Printing and Other Skill...	98 JP 82 Transport and Mobile Machine ...	
122 JP 41 Administrative Occupations	131 JP 61 Caring Personal Service Occupa...	21 JP 91 Elementary Trades and Related ...	

# KPI Numbers

Qualifications	Claimants	Employment/Unemployment	Employees/SE
0 No Qualifications	1000 Claimants	45700 Employment	39300 Employees
43000 NVQ2+	500 Claimants Male	27800 Employment Male	22900 Employees Male
37100 NVQ3+	500 Claimants Female	18000 Employment Female	16400 Employees Female
23900 NVQ4+	170 Claimants 18 to 24	1100 Unemployment	5500 Self Employment
	575 Claimants 25 to 49	0 Unemployment Male	4100 Self Employment Male
	255 Claimants 50+	0 Unemployment Female	0 Self Employment Female

Author: Brendon Brockway