

# Benchmark Report

# Charnwood March 2024

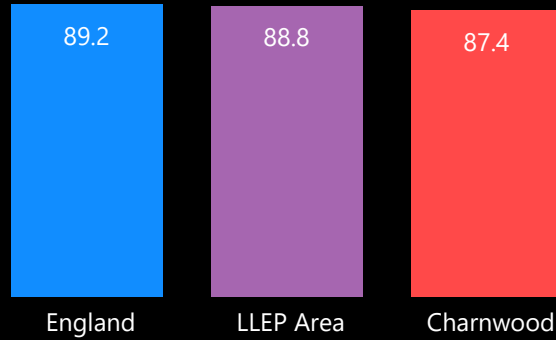
Data used in this report is taken from:

Lightcast Job Postings  
ONS Annual Population Survey  
ONS Annual Survey of Hours & Earnings  
ONS Business Registration & Employment Survey  
ONS Claimant Count  
ONS UK Business Counts

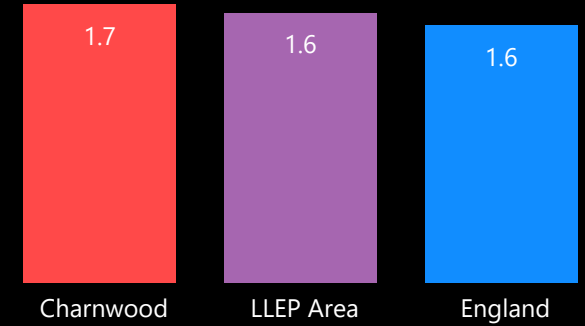
# Business Size

ONS UK Business Counts - Annual (2023)

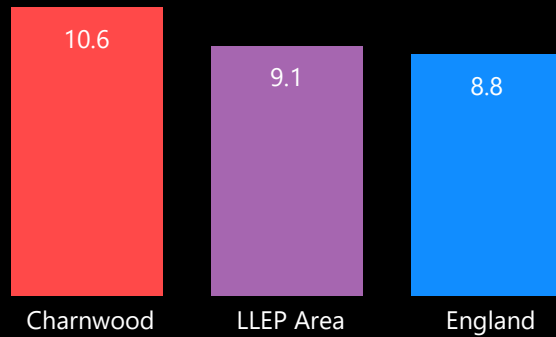
## Micro %



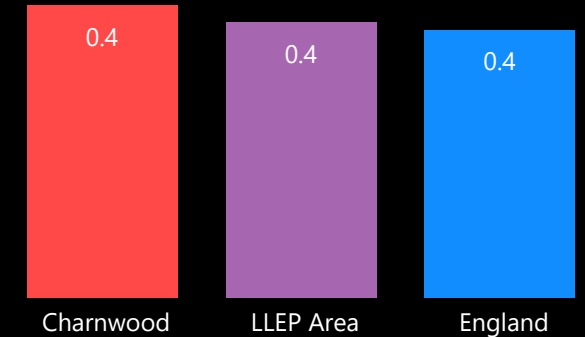
## Medium %



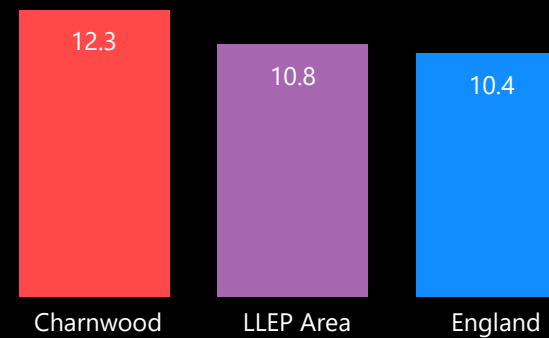
## Small %



## Large %

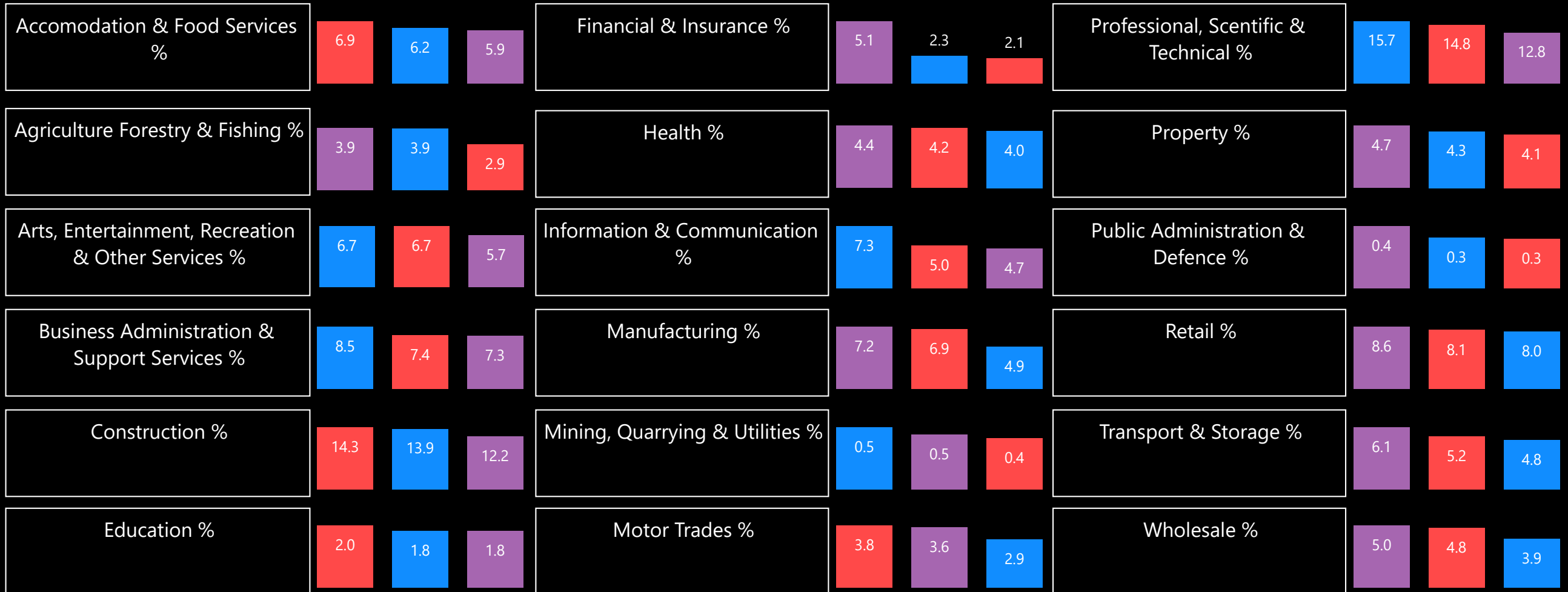


## SMEs %



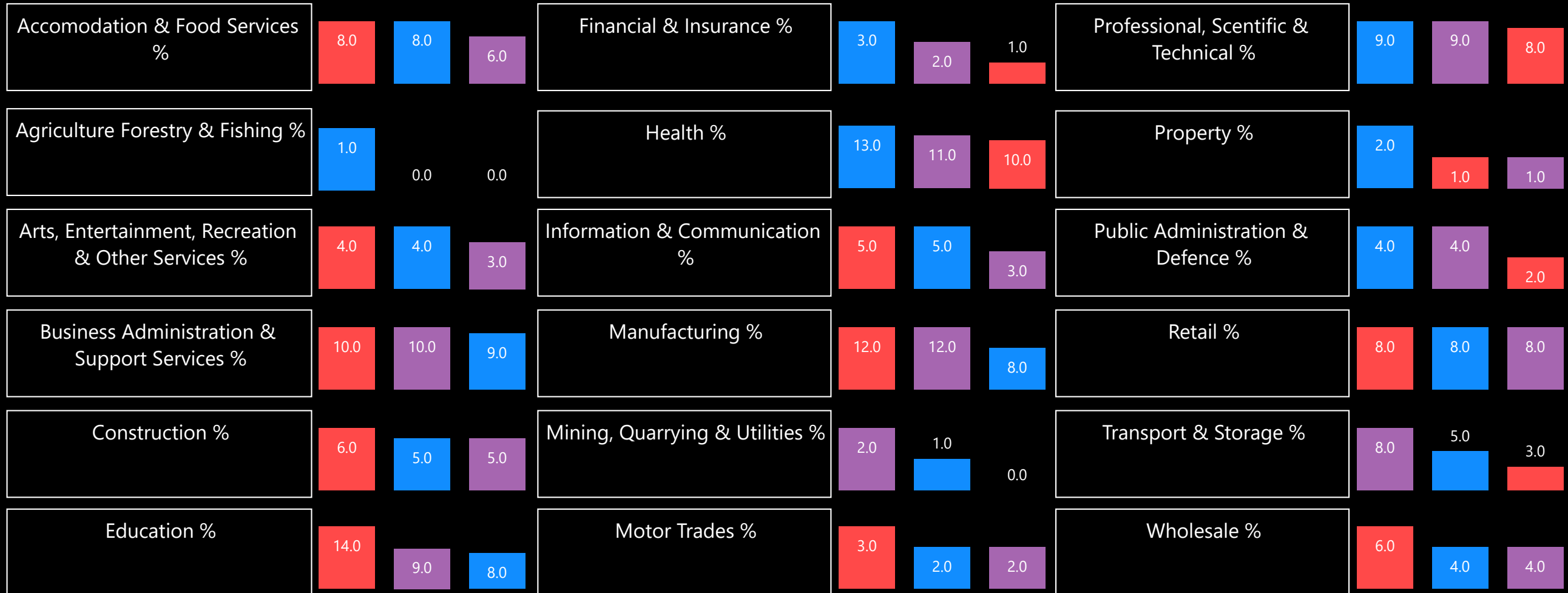
# Business Share

ONS UK Business Counts - Annual (2023)



# Employee Share (share of all employees)

ONS Business Registration & Employment Survey - Annual (2022)



# Job postings

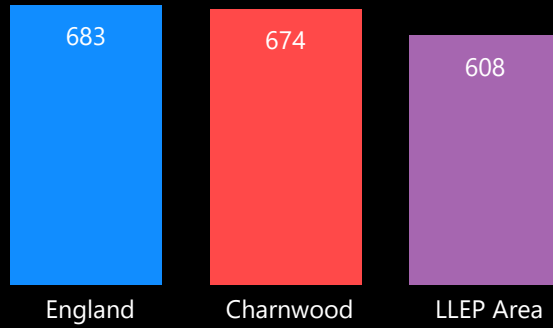
Lightcast - Monthly

Corporate Managers & Directors %	6.3	5.6	5.1	Culture, Media & Sports Occupations %	4.3	3.4	1.5	Leisure, Travel % Related Personal Service Occupations %	1.4	1.3	1.0
Other Managers & Proprietors %	3.2	3.0	2.8	Business & Public Services Associate Professionals %	8.8	8.7	8.5	Sales Occupations %	5.9	5.5	4.6
Science, Research, Engineering & Technology Professional %	8.4	8.0	7.4	Administrative Occupations %	8.3	7.6	6.7	Customer Service Occupations %	2.7	2.5	2.2
Health Professionals %	5.0	4.2	2.6	Secretarial & Related Occupations	2.4	2.0	1.7	Process, Plant & Machine Operatives %	3.2	3.0	2.2
Teaching & Education Professionals %	5.6	4.2	3.7	Skilled Agricultural & Related Trades %	0.4	0.3	0.1	Transport & Mobile Machine Drivers & Operatives %	2.9	2.2	1.5
Business, Media & Public Service Professionals %	9.7	9.3	8.4	Skilled Metal, Electrical & Electronic Trades %	6.5	4.4	3.2	Elementary Trades & Related Occupations %	1.3	0.9	0.8
Science, Engineering & Technology Associate Professionals %	3.9	3.1	3.0	Skilled Construction & Building Trades %	3.3	2.2	1.9	Elementary Administration & Service Occupations %	8.2	8.0	7.7
Health & Social Care Associate Professionals %	3.2	2.8	2.6	Textiles, Printing & Other Skilled Trades %	1.5	1.5	1.3				
Protective Service Occupations %	0.3	0.3	0.0	Caring Personal Service Occupations %	7.1	5.5	5.1				

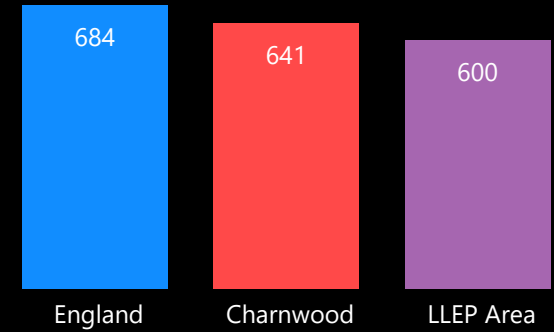
# Earnings (£s)

ONS Annual Survey of Hours & Earnings (median weekly earnings) - Annual (2022)

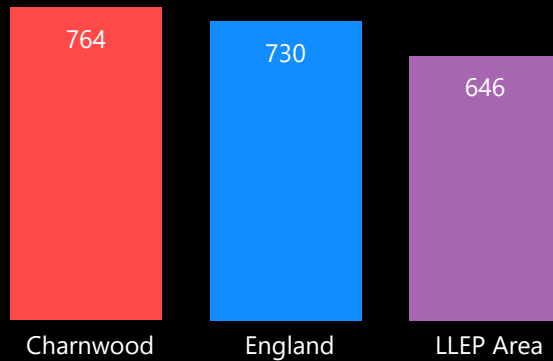
Resident All



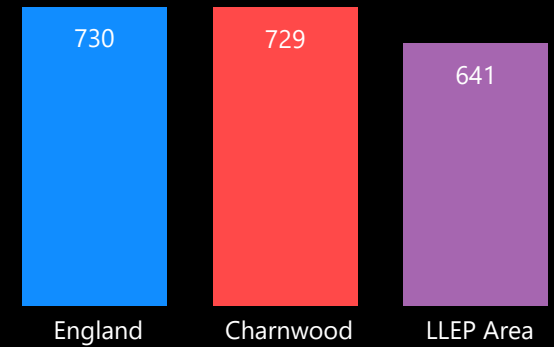
Workplace All



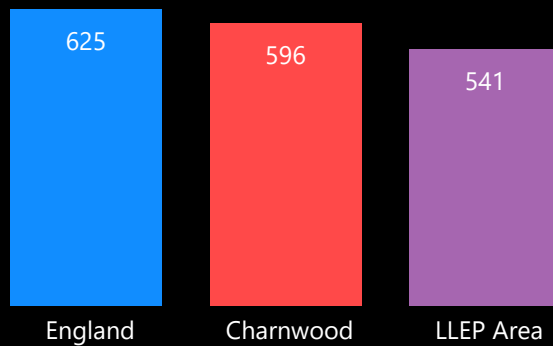
Resident Male



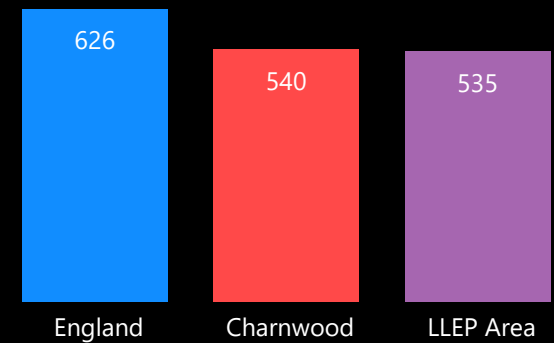
Workplace Male



Resident Female



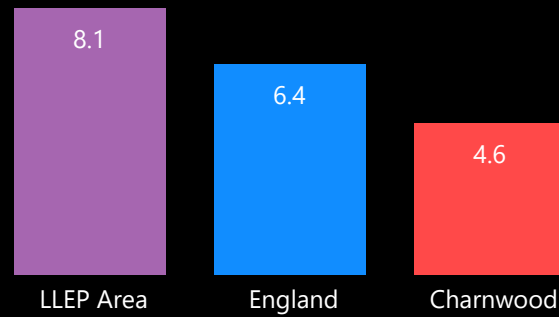
Workplace Female



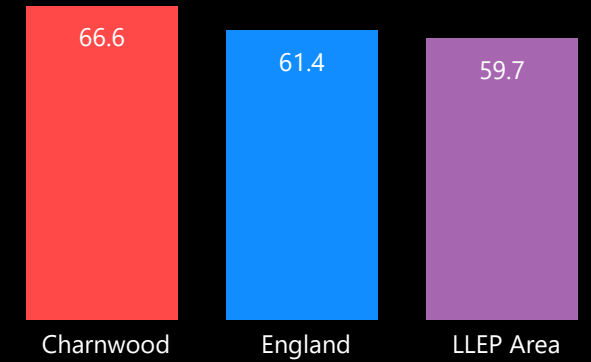
# Qualifications

ONS Annual Population Survey - Annual (2021)

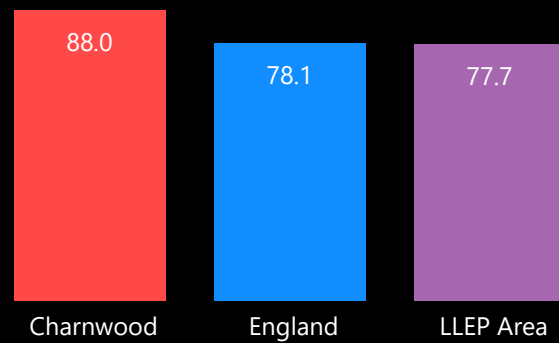
No Qualifications %



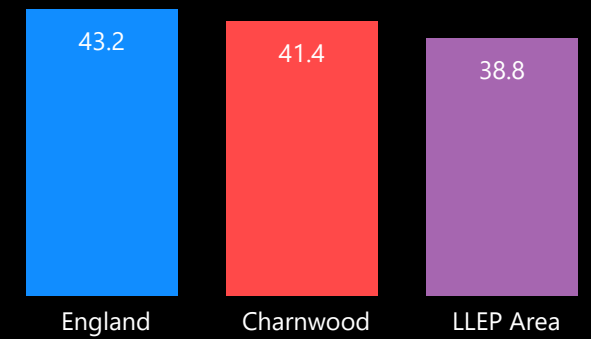
NVQ3+ %



NVQ2+ %



NVQ4+ %

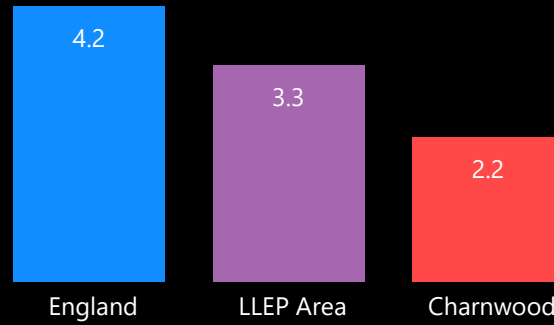


Note: Where 0, the sample size is too small

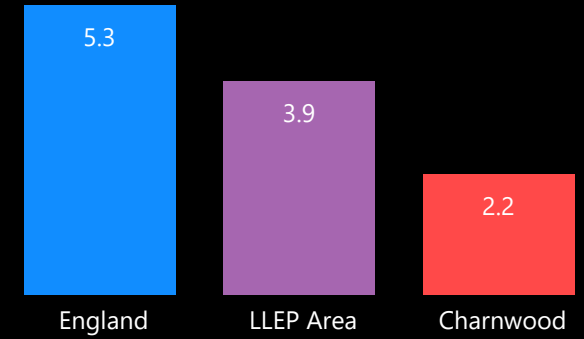
# Claimants

ONS Claimant Count by Sex & Age - Monthly

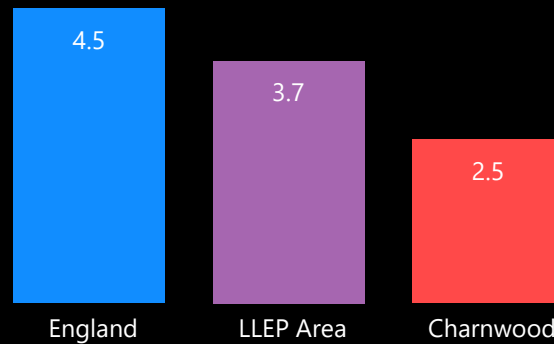
## Claimants All %



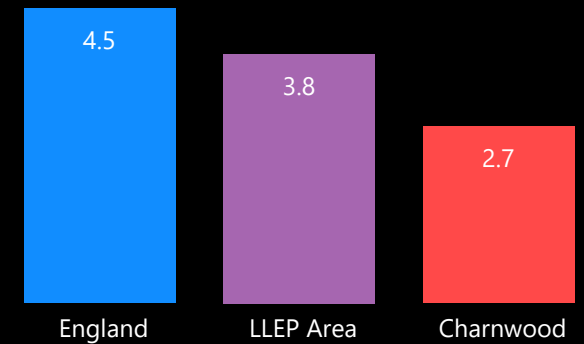
## Claimants 18-24 %



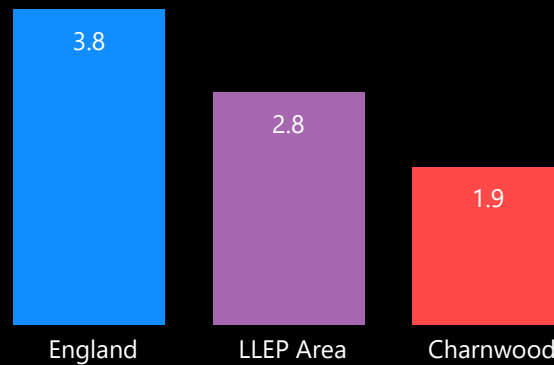
## Claimants Male %



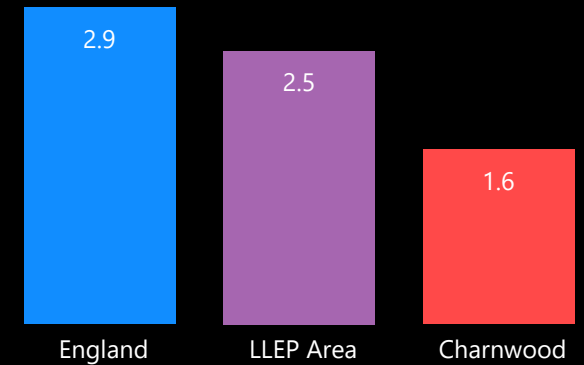
## Claimants 25 - 49 %



## Claimants Female %



## Claimants All 50+ %

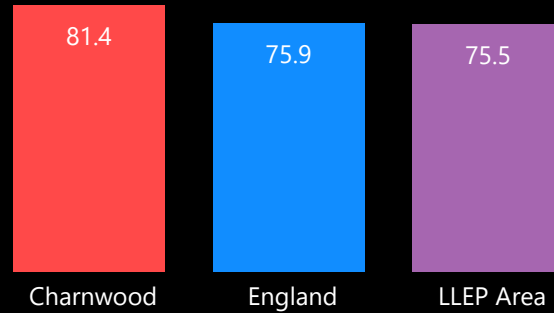




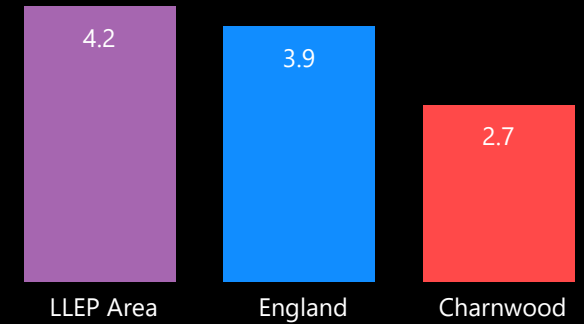
# Employment & Unemployment

ONS Annual Population Survey - Quarterly

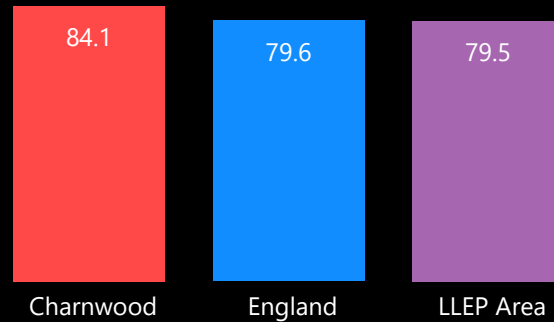
## Employment All %



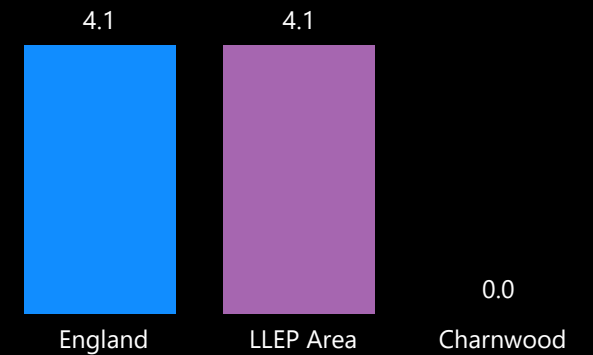
## Unemployment All %



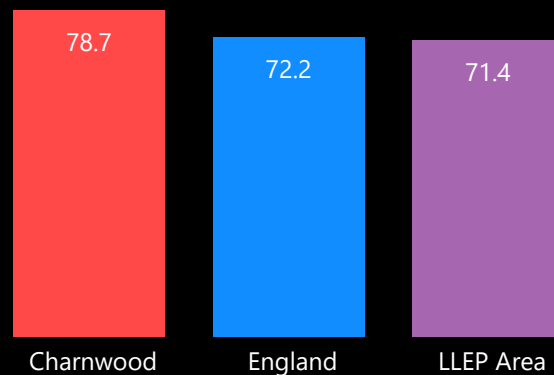
## Employment Male %



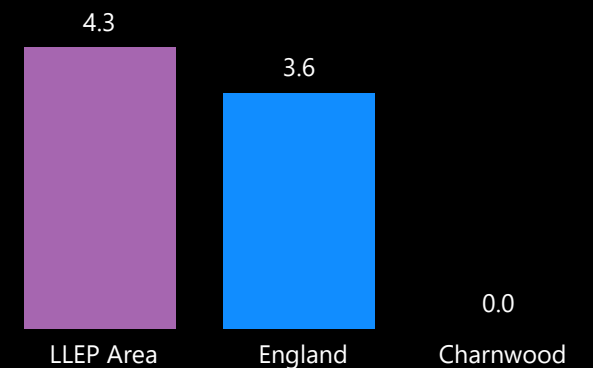
## Unemployment Male %



## Employment Female %



## Unemployment Female %

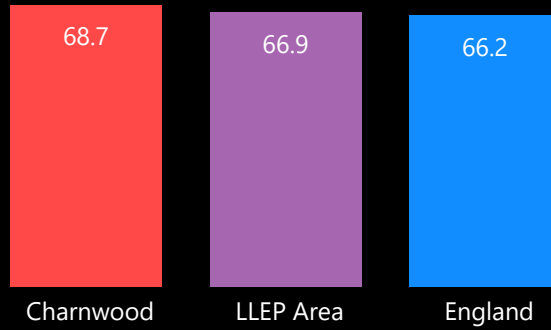


Note: Where 0, the sample size is too small

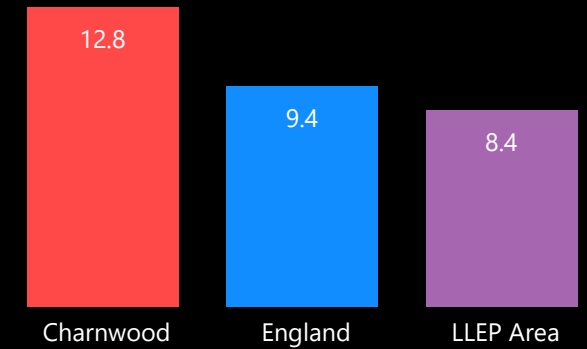
# Employees & Self Employment

ONS Annual Population Survey - Quarterly

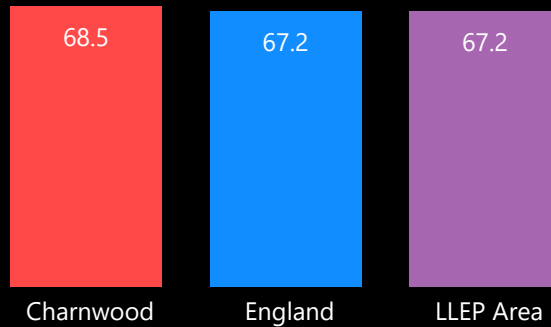
## Employees All %



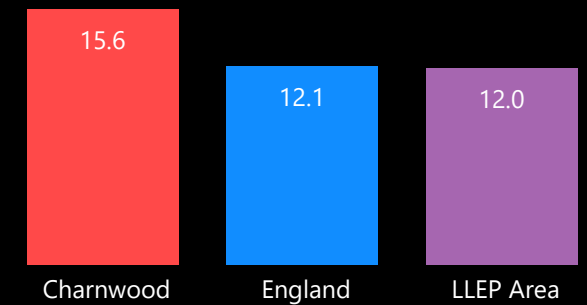
## SE All %



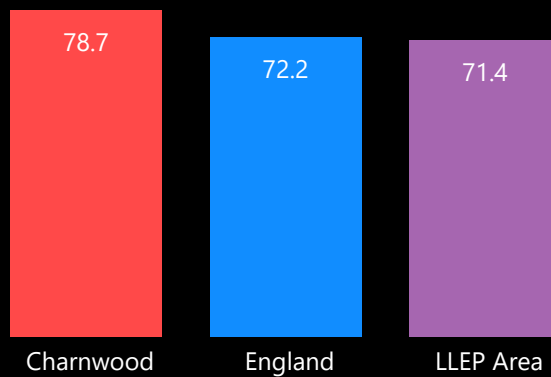
## Employees Male %



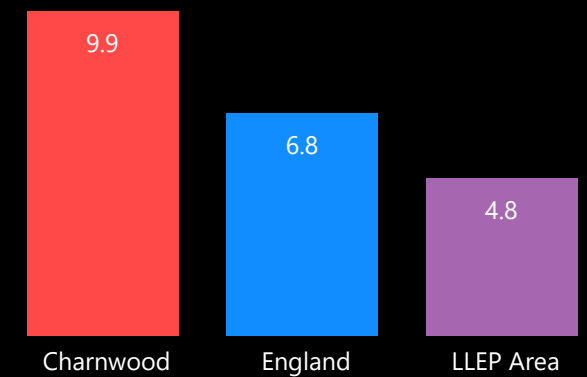
## SE Male %



## Employees Female %



## SE Female %



Note: Where 0, the sample size is too small

Numbers

# KPI Numbers

Business Size	Business Share		
6770 All Businesses	470 B Accommodation & food services	140 B Financial & insurance	1005 B Professional, scientific & technical
5915 Micro (0 to 9)	195 B Agriculture, forestry & fishing	285 B Health	275 B Property
715 Small (10 to 49)	455 B Arts, entertainment, recreation & ot...	340 B Information & communication	20 B Public administration & defence
115 Medium-sized (50 to 249)	500 B Business administration & support ...	470 B Manufacturing	550 B Retail
30 Large (250+)	970 B Construction	30 B Mining, quarrying & utilities	350 B Transport & storage
830 All SMEs	135 B Education	255 B Motor trades	325 B Wholesale

# KPI Numbers

Employee Share			Job Postings
6000 E Accommodation & food services	800 E Financial & insurance	6000 E Professional, scientific & technical	174 JP 11 Corporate Managers and Direct...
400 E Agriculture, forestry & fishing	7000 E Health	900 E Property	95 JP 12 Other Managers and Proprietors
3000 E Arts, entertainment, recreation & ot...	3500 E Information & communication	1750 E Public administration & defence	273 JP 21 Science, Research, Engineering ...
7000 E Business administration & support s...	9000 E Manufacturing	6000 E Retail	90 JP 22 Health Professionals
4000 E Construction	400 E Mining, quarrying & utilities	2500 E Transport & storage	127 JP 23 Teaching and Educational Profe...
10000 E Education	2250 E Motor trades	4000 E Wholesale	318 JP 24 Business, Media and Public Serv...

# KPI Numbers

## Job Postings

135

JP 31 Science, Engineering and Techn...

57

JP 42 Secretarial and Related Occupat...

48

JP 62 Leisure, Travel and Related Pers...

281

JP 92 Elementary Administration and ...

97

JP 32 Health and Social Care Associat...

5

JP 51 Skilled Agricultural and Related ...

157

JP 71 Sales Occupations

1

JP 33 Protective Service Occupations

223

JP 52 Skilled Metal, Electrical and Elec...

94

JP 72 Customer Service Occupations

116

JP 34 Culture, Media and Sports Occu...

114

JP 53 Skilled Construction and Buildin...

104

JP 81 Process, Plant and Machine Ope...

302

JP 35 Business and Public Service Ass...

45

JP 54 Textiles, Printing and Other Skill...

52

JP 82 Transport and Mobile Machine ...

285

JP 41 Administrative Occupations

175

JP 61 Caring Personal Service Occupa...

44

JP 91 Elementary Trades and Related ...

# KPI Numbers

Qualifications	Claimants	Employment/Unemployment	Employees/SE
5400 No Qualifications	2585 Claimants	100500 Employment	85300 Employees
102600 NVQ2+	1510 Claimants Male	51700 Employment Male	42300 Employees Male
77700 NVQ3+	1075 Claimants Female	48800 Employment Female	43000 Employees Female
48300 NVQ4+	515 Claimants 18 to 24	2800 Unemployment	15200 Self Employment
	1500 Claimants 25 to 49	0 Unemployment Male	9400 Self Employment Male
	565 Claimants 50+	0 Unemployment Female	5800 Self Employment Female

Author: Brendon Brockway