

Benchmark Report Blaby

March 2024

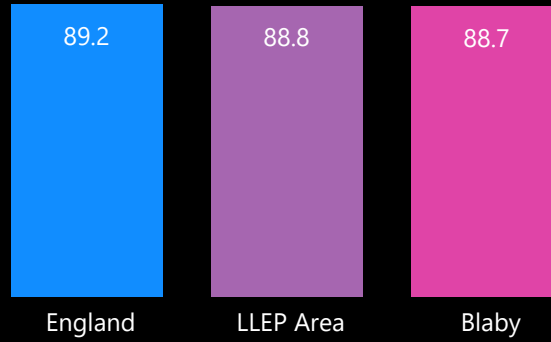
Data used in this report is taken from:

Lightcast Job Postings
ONS Annual Population Survey
ONS Annual Survey of Hours & Earnings
ONS Business Registration & Employment Survey
ONS Claimant Count
ONS UK Business Counts

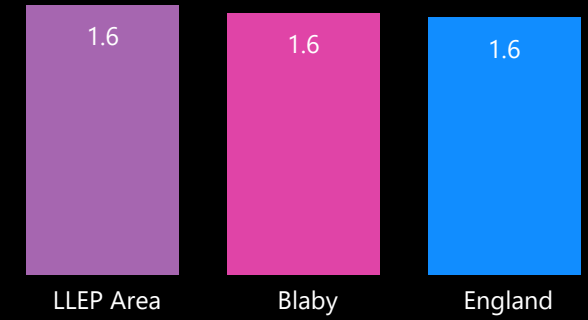
Business Size

ONS UK Business Counts - Annual (2023)

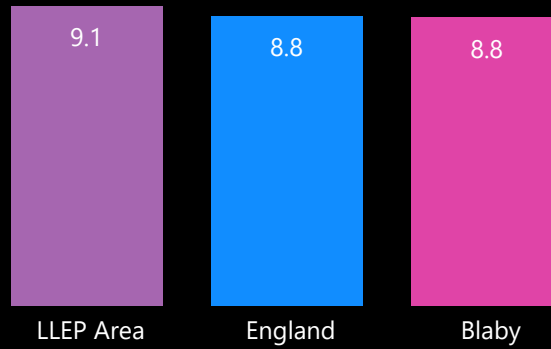
Micro %



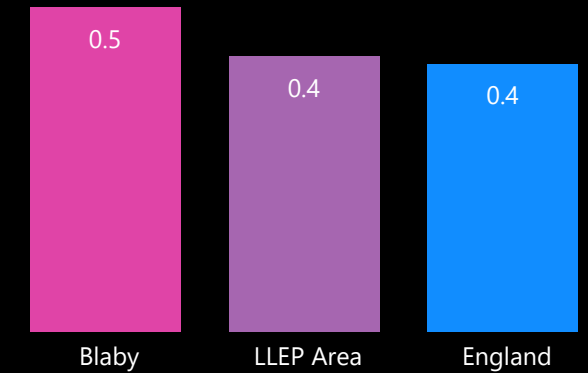
Medium %



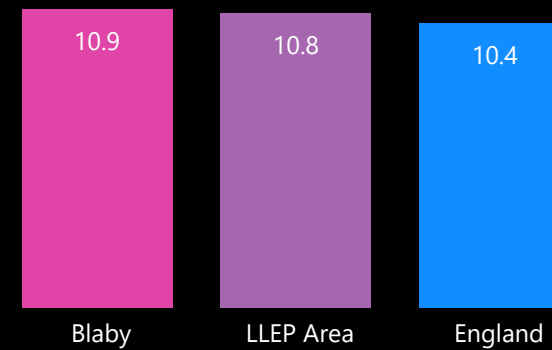
Small %



Large %

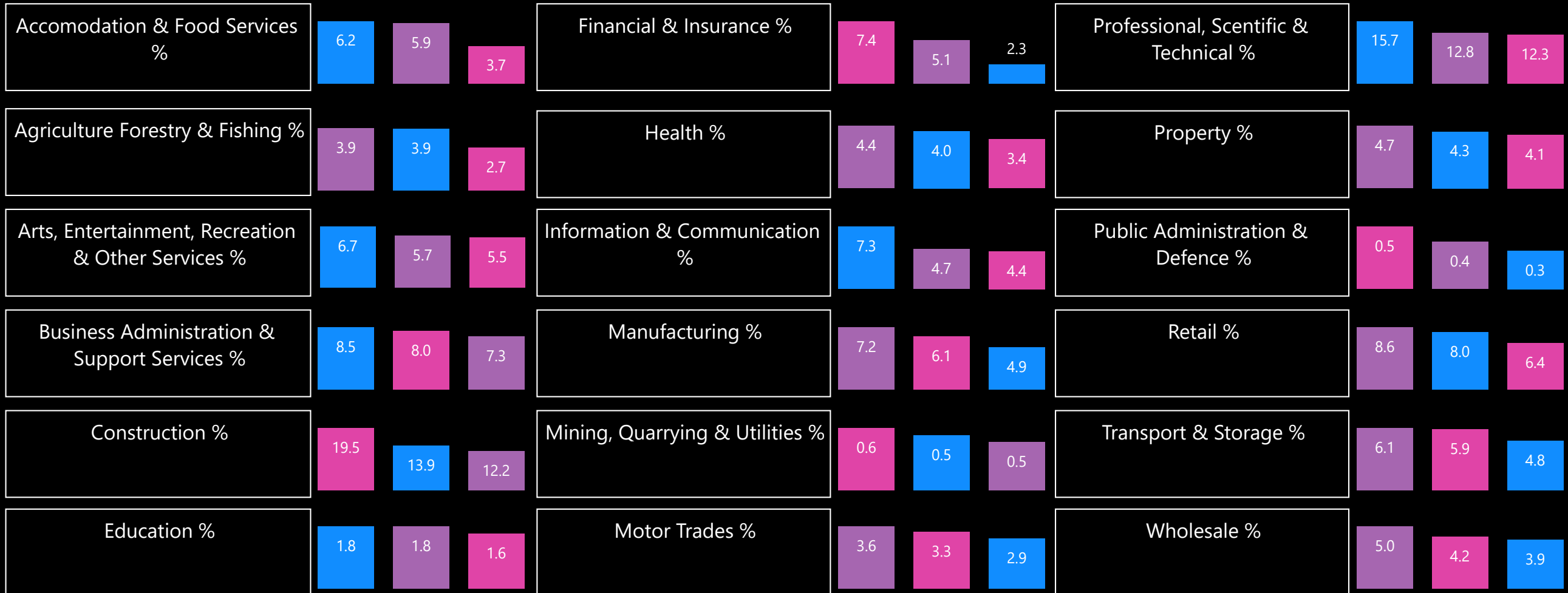


SMEs %



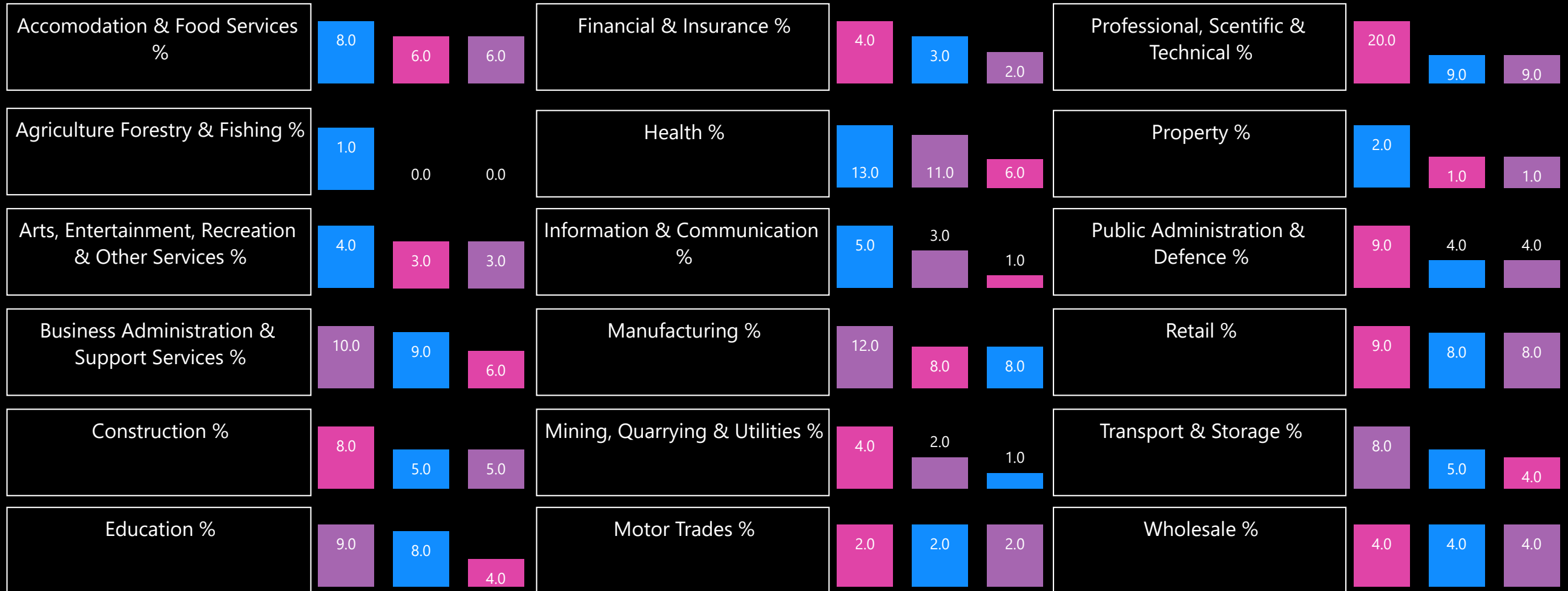
Business Share

ONS UK Business Counts - Annual (2023)



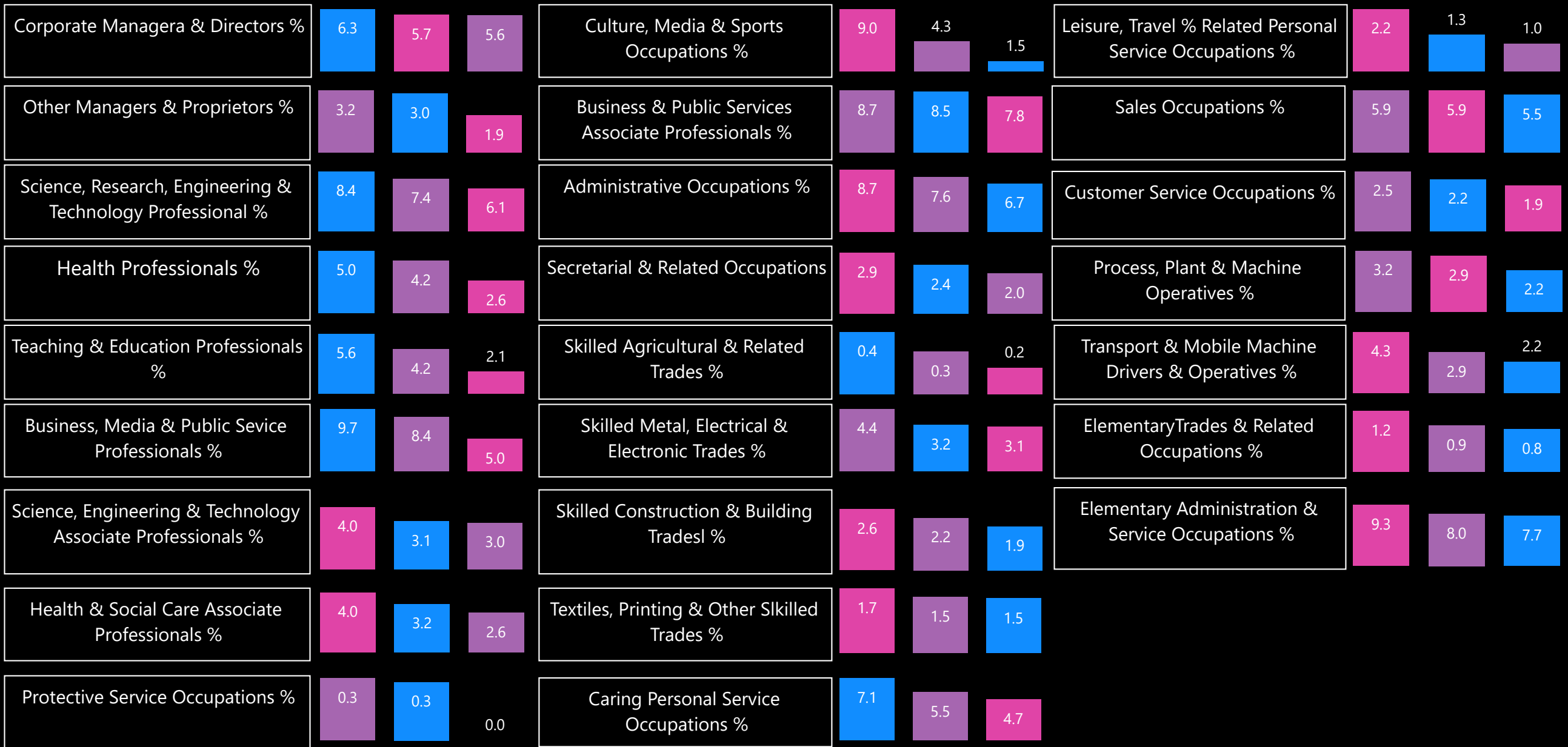
Employee Share (share of all employees)

ONS Business Registration & Employment Survey - Annual (2022)



Job postings

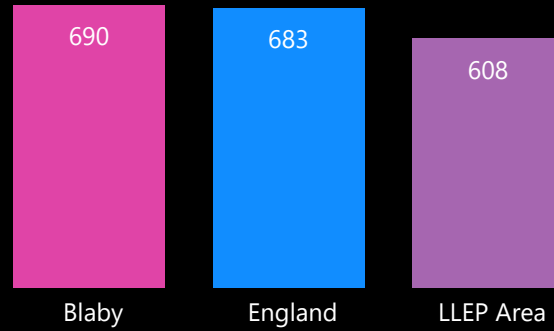
Lightcast - Monthly



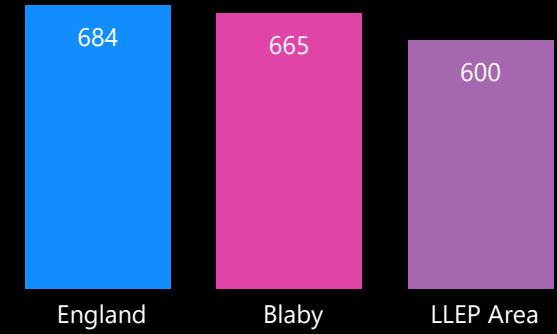
Earnings (£s)

ONS Annual Survey of Hours & Earnings (median weekly earnings) - Annual (2022)

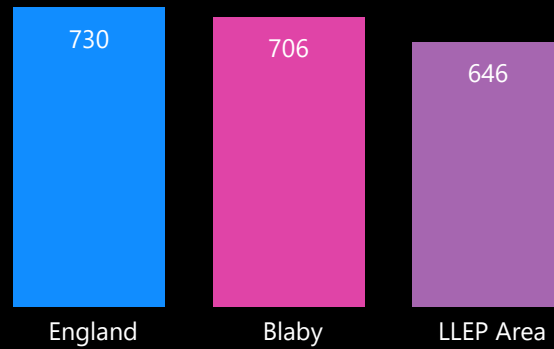
Resident All



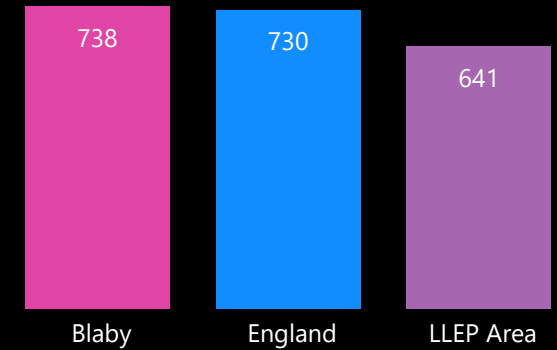
Workplace All



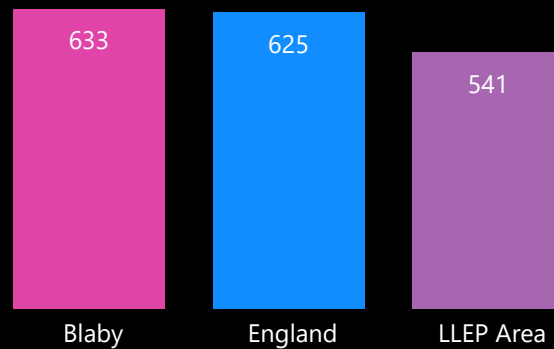
Resident Male



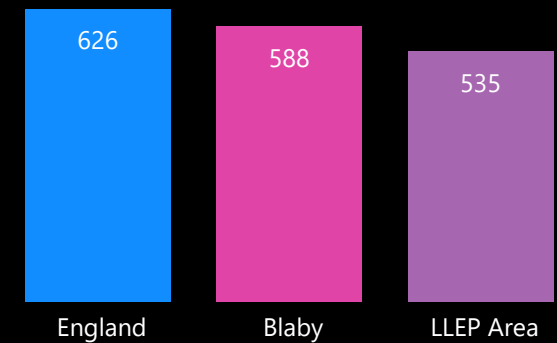
Workplace Male



Resident Female



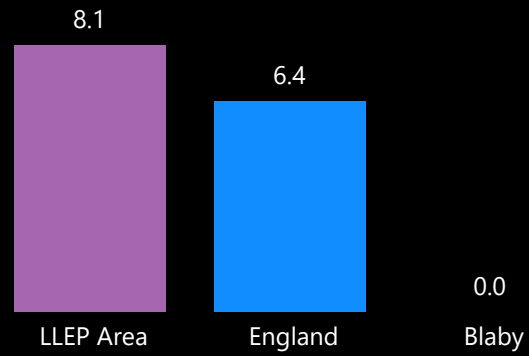
Workplace Female



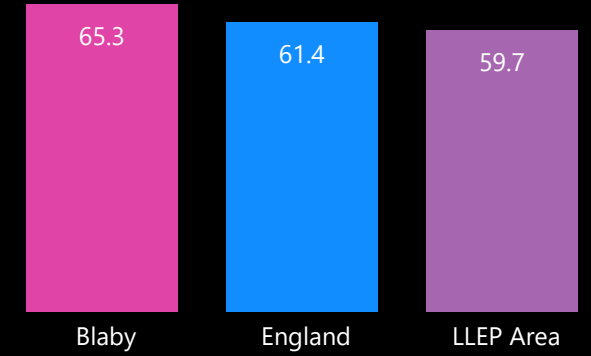
Qualifications

ONS Annual Population Survey - Annual (2021)

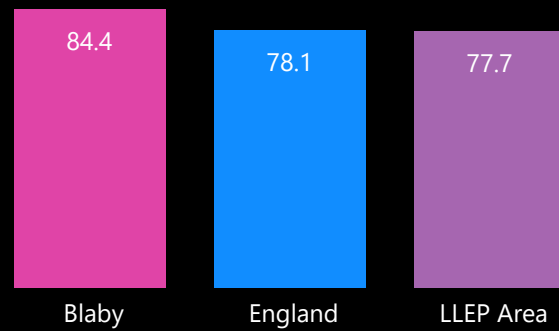
No Qualifications %



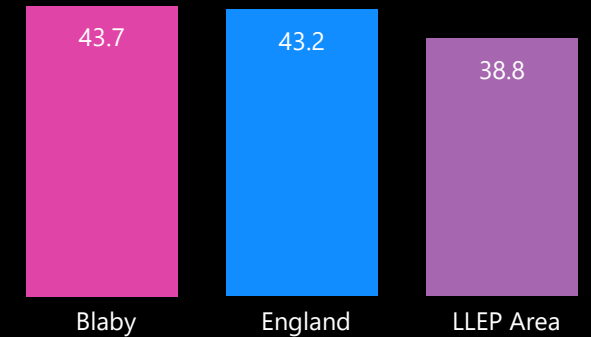
NVQ3+ %



NVQ2+ %



NVQ4+ %

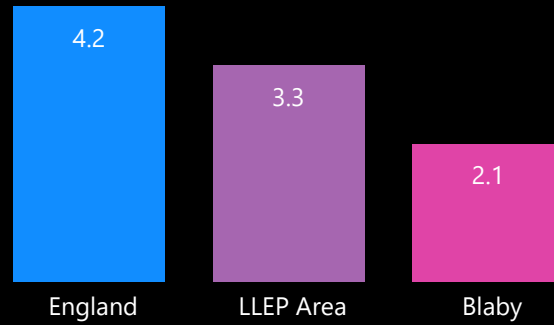


Note: Where 0, the sample size is too small

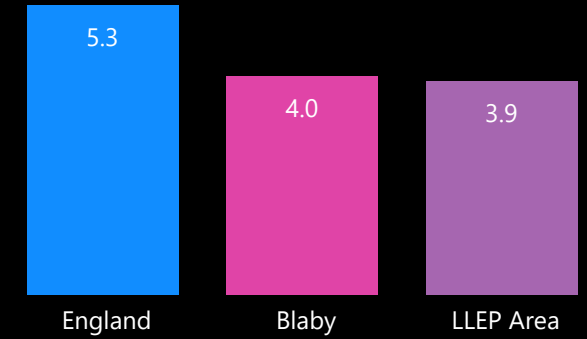
Claimants

ONS Claimant Count by Sex & Age - Monthly

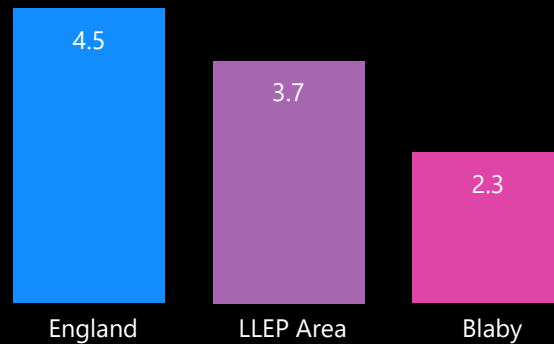
Claimants All %



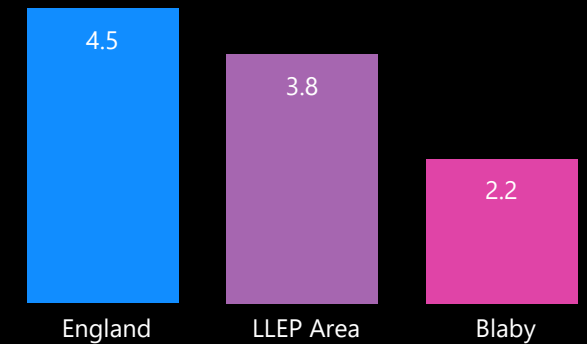
Claimants 18-24 %



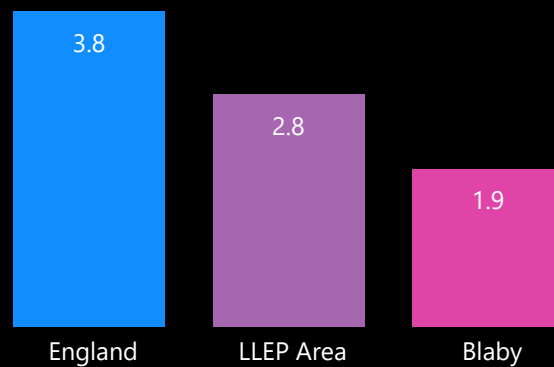
Claimants Male %



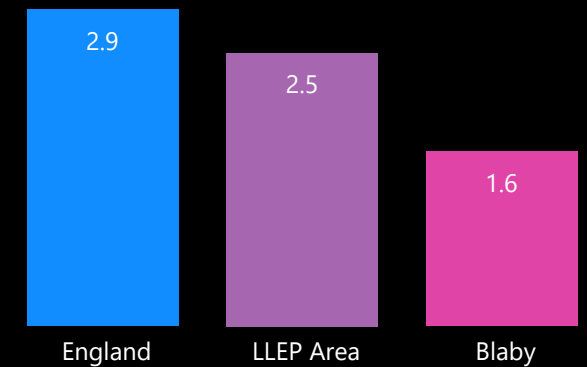
Claimants 25 - 49 %



Claimants Female %



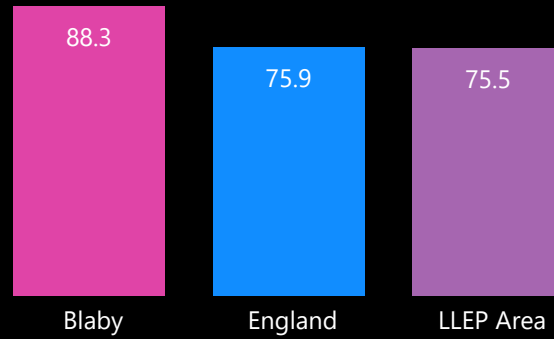
Claimants All 50+ %



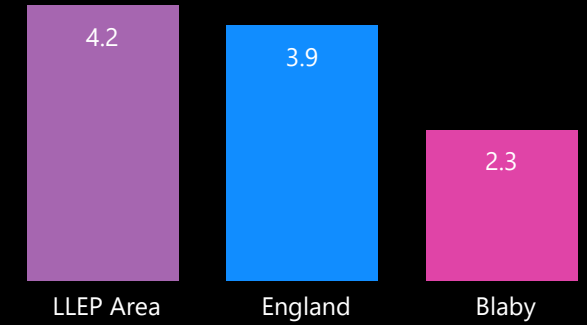
Employment & Unemployment

ONS Annual Population Survey - Quarterly

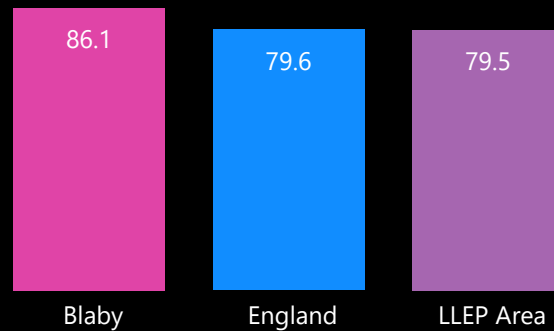
Employment All %



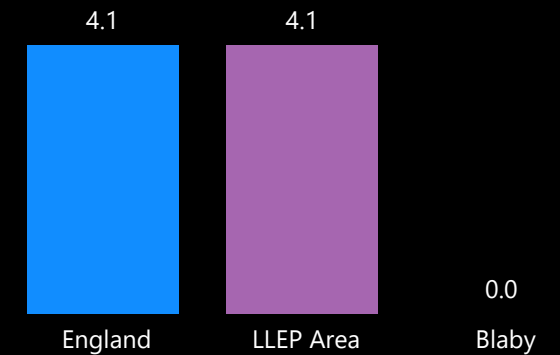
Unemployment All %



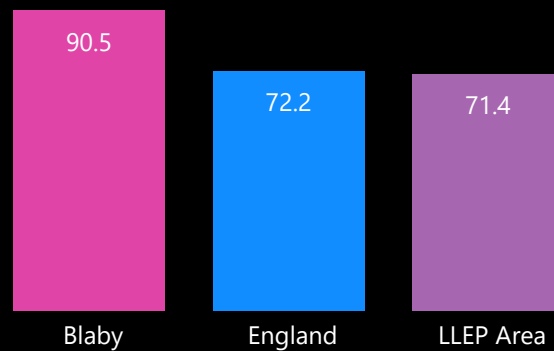
Employment Male %



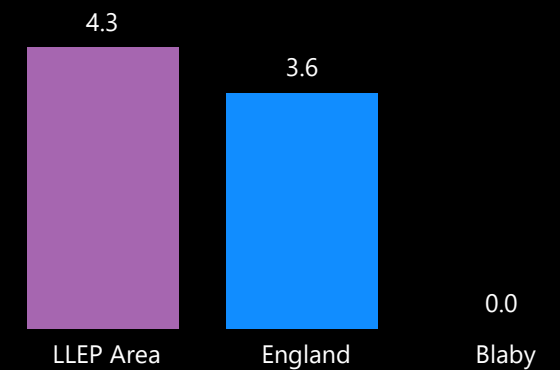
Unemployment Male %



Employment Female %



Unemployment Female %

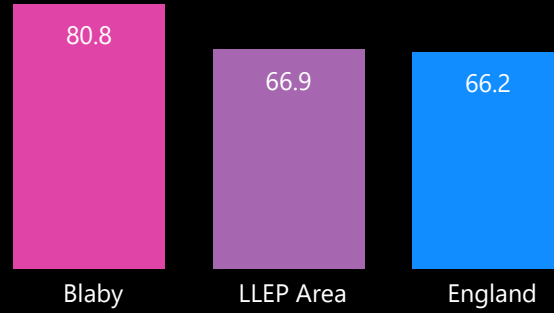


Note: Where 0, the sample size is too small

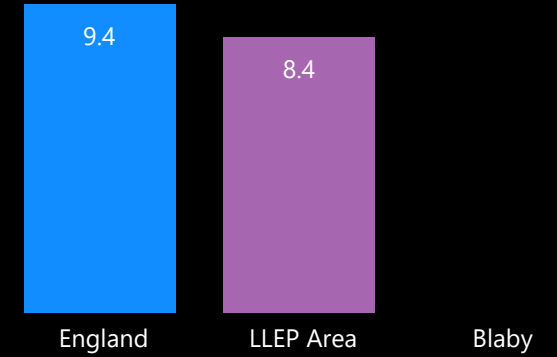
Employees & Self Employment

ONS Annual Population Survey - Quarterly

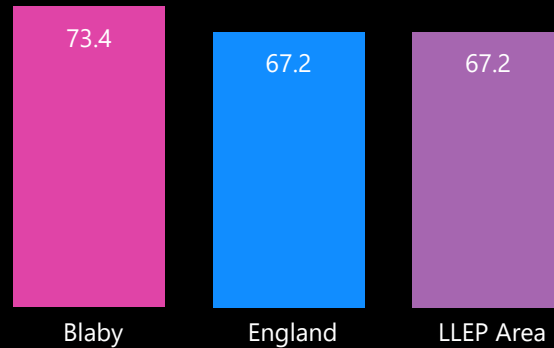
Employees All %



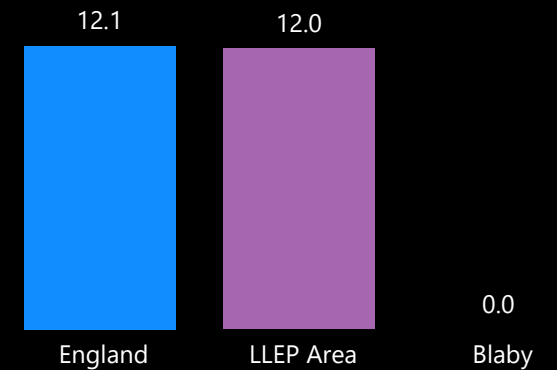
SE All %



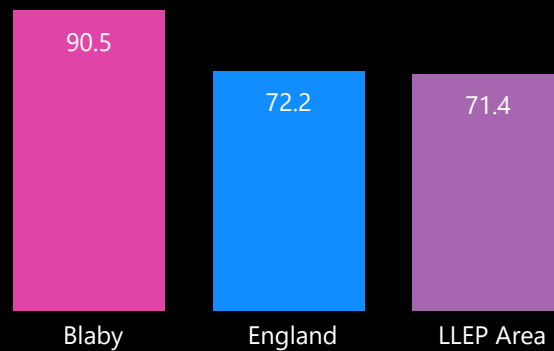
Employees Male %



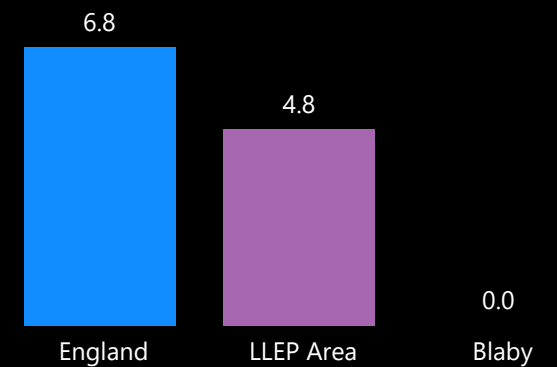
SE Male %



Employees Female %



SE Female %



Note: Where 0, the sample size is too small

Numbers

KPI Numbers

Business Size	Business Share		
4070 All Businesses	150 B Accommodation & food services	300 B Financial & insurance	500 B Professional, scientific & technical
3610 Micro (0 to 9)	110 B Agriculture, forestry & fishing	140 B Health	165 B Property
375 Small (10 to 49)	225 B Arts, entertainment, recreation & ot...	180 B Information & communication	20 B Public administration & defence
70 Medium-sized (50 to 249)	325 B Business administration & support ...	250 B Manufacturing	260 B Retail
20 Large (250+)	795 B Construction	25 B Mining, quarrying & utilities	240 B Transport & storage
445 All SMEs	65 B Education	135 B Motor trades	170 B Wholesale

KPI Numbers

Employee Share			Job Postings
3500 E Accommodation & food services	2500 E Financial & insurance	13000 E Professional, scientific & technical	33 JP 11 Corporate Managers and Direct...
100 E Agriculture, forestry & fishing	4000 E Health	600 E Property	11 JP 12 Other Managers and Proprietors
1750 E Arts, entertainment, recreation & ot...	900 E Information & communication	6000 E Public administration & defence	35 JP 21 Science, Research, Engineering ...
4000 E Business administration & support s...	5000 E Manufacturing	6000 E Retail	15 JP 22 Health Professionals
5000 E Construction	2250 E Mining, quarrying & utilities	2500 E Transport & storage	12 JP 23 Teaching and Educational Profe...
2500 E Education	1250 E Motor trades	2250 E Wholesale	29 JP 24 Business, Media and Public Serv...

KPI Numbers

Job Postings

23 JP 31 Science, Engineering and Techn...	17 JP 42 Secretarial and Related Occupat...	13 JP 62 Leisure, Travel and Related Pers...	54 JP 92 Elementary Administration and ...
23 JP 32 Health and Social Care Associat...	1 JP 51 Skilled Agricultural and Related ...	34 JP 71 Sales Occupations	
0 JP 33 Protective Service Occupations	18 JP 52 Skilled Metal, Electrical and Elec...	11 JP 72 Customer Service Occupations	
52 JP 34 Culture, Media and Sports Occu...	15 JP 53 Skilled Construction and Buildin...	17 JP 81 Process, Plant and Machine Ope...	
45 JP 35 Business and Public Service Ass...	10 JP 54 Textiles, Printing and Other Skill...	25 JP 82 Transport and Mobile Machine ...	
50 JP 41 Administrative Occupations	27 JP 61 Caring Personal Service Occupa...	7 JP 91 Elementary Trades and Related ...	

KPI Numbers

Qualifications	Claimants	Employment/Unemployment	Employees/SE
0 No Qualifications	1300 Claimants	57000 Employment	51100 Employees
49100 NVQ2+	705 Claimants Male	29300 Employment Male	24100 Employees Male
38000 NVQ3+	590 Claimants Female	27700 Employment Female	27000 Employees Female
25400 NVQ4+	265 Claimants 18 to 24	1400 Unemployment	0 Self Employment
	710 Claimants 25 to 49	0 Unemployment Male	0 Self Employment Male
	325 Claimants 50+	0 Unemployment Female	0 Self Employment Female

Author: Brendon Brockway