

Leicester and Leicestershire Apprenticeship Data Summary 2021/2022



LLEP area apprenticeship data update 2021/2022

Information on full-year final data on apprenticeships and traineeships in England for the 2021/22 academic year (August 2021 to July 2022) is now available.


Please see below an easy-use summary of the LLEP area data, created to support partners and stakeholders with apprenticeship information, and to assist the aims of our LLEP Apprenticeship Strategy*.

Summary of Headlines:

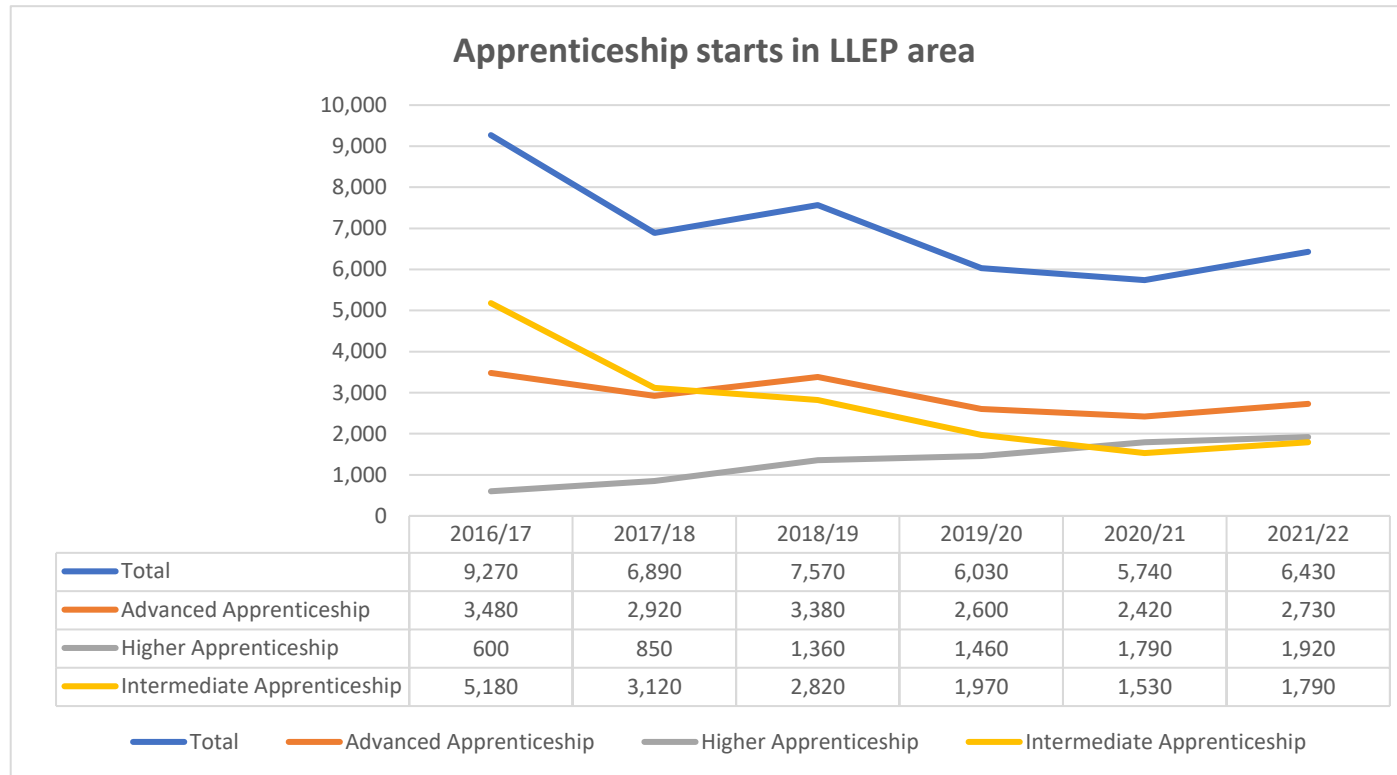
- The number of apprenticeships in the LLEP area **continues to rise but is still lower than pre-pandemic levels. Higher** Apprenticeships have **risen consistently** in the last three years.
- Apprentices aged **over 25 account for more than half apprenticeship starts**. However, over 25s generally account for more **lower-level** apprenticeships in the city (almost half) compared to a quarter in the county.
- **FE colleges are the largest volume providers** of apprenticeships in the LLEP area.
- **Health, Public Services and Care is the most common sector area taken**, replacing Business Administration, which is now second with **Engineering and Manufacturing third**. This is the same as the national profile.
- In the last **3 years to 2020/21 there has been a decrease in large businesses** starting apprentices, both in number and of the local proportion. An **increasing proportion of local starts are with small business** (although the number has fallen slightly).
- **Large employer** apprenticeship starts have **fallen most noticeably in North West Leicestershire, Blaby and Leicester city**.
- 5 out of 8 districts (including city) have **more female than male starters** (with one district equal).

Contents

Page	
4	Time series of apprenticeship starts
5	Apprenticeship starts - LLEP area summary
6	Apprenticeship starts by age – LLEP area
7	Apprenticeship providers in LLEP area
8	Apprenticeship starts by subjects in LLEP area
9	LLEP area breakdown of learner and delivery area
10	Apprenticeships by business size (2020/21 data)
11	Apprenticeships by business size – district view
12 – 14	LLEP area demographics of learners by district
15	LLEP area advertised apprenticeship vacancy information



Time series of apprenticeship starts



Apprenticeship starts have increased overall in the past three years. Levels are around 1/3 lower than 2016/17 levels but relatively close to 2017/18 levels.

The number of Higher Apprenticeship starts in the LLEP area has more than tripled since 2016/17.

Apprenticeship starts - LLEP area summary

Overall number of apprenticeships is higher than 2019/20.

However, this is still lower than the pre-pandemic number of 7,560 starts per year.

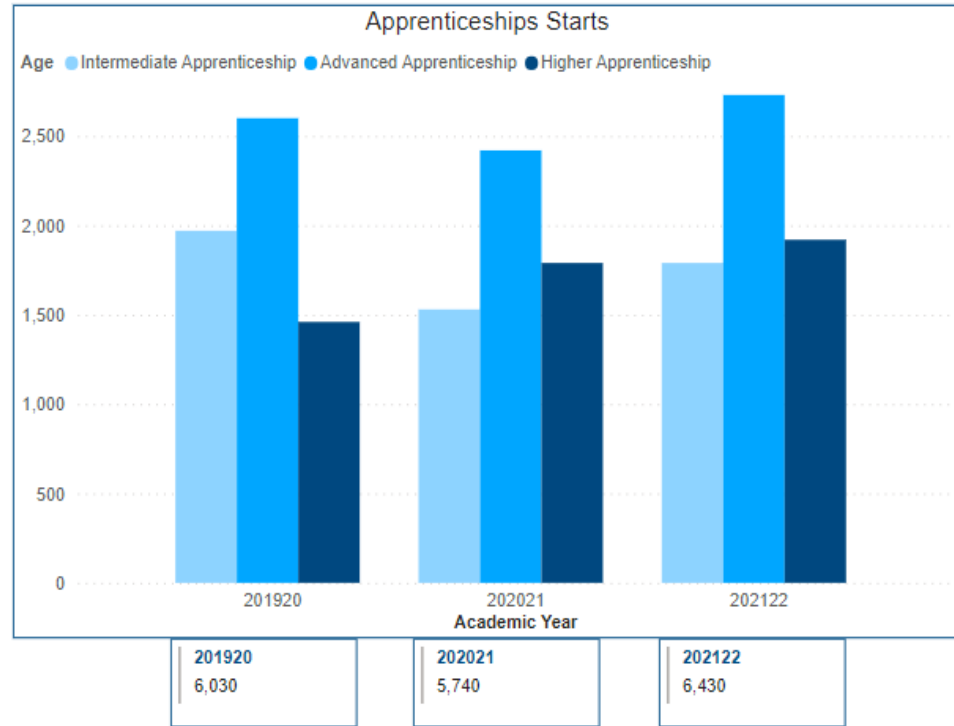
Higher Apprenticeships have grown consistently over the past 3 years from 24% of all apprenticeships in 2019/20 to 30% in 2021/22.

Advanced Apprenticeships are the highest category and higher than 2019/20 after a dip in 2020/21

Intermediate Apprenticeships are lower than 2019/20 but higher than 2020/21. Intermediate apprenticeships are now the smallest category representing 28% of apprenticeships.

County and City breakdown shows that the city tends to have a higher proportion of Intermediate apprenticeships.

Apprenticeships Summary



Apprenticeship starts by age

The number of learners aged 25+ in the county taking Higher Apprenticeships is more than triple those taking Intermediate level.

Learners aged 25+ take 65% of all Higher Apprenticeships in the county, 40% of Advanced Apprenticeships and 25% of Intermediate apprenticeships.

The most noticeable difference with the city is that more learners aged 25+ take Intermediate Apprenticeships representing 47% of the group compared to 25% in the county.

Linked to this, under 19s represent 28% of Intermediate Apprenticeships in the city, whereas the figure is 47.5% in the county.

Local authority	Starts		
	Intermediate Apprenticeship	Advanced Apprenticeship	Higher Apprenticeship
East Midlands	8,460	14,250	8,810
Derby	510	850	500
Derbyshire	1,690	2,620	1,580
Leicester	580	820	510
19-24	140	280	150
25+	270	370	340
Under 19	160	170	30
Leicestershire	1,210	1,910	1,410
19-24	330	610	400
25+	300	770	920
Under 19	570	530	90

Apprenticeship providers in LLEP area

Leicester College is the highest provider in the LLEP area. 3 of the top 4 providers are FE colleges. The fourth, Lifetime training, provide cross sector training at all levels.

Learners aged 25+ is almost double the number of under 19s.

Approximately 1 in 6 apprenticeships is provided by Leicestershire's Further Education colleges.

Starts by age

Under 19
1,560

19-24
1,910

25+
2,960

All Starts

6,430

Provider Name	Apprenticeships
LEICESTER COLLEGE	400
LIFETIME TRAINING GROUP LIMITED	340
THE SMB GROUP	270
LOUGHBOROUGH COLLEGE	240
HEART OF ENGLAND TRAINING LIMITED	180
KAPLAN FINANCIAL LIMITED	160
REALISE LEARNING AND EMPLOYMENT LIMITED	150
NORTH WARWICKSHIRE AND SOUTH LEICESTERSHIRE COLLEGE	140
REMIT GROUP LIMITED	130
HIT TRAINING LTD	120
UNIVERSITY HOSPITALS OF LEICESTER NATIONAL HEALTH SERVICE TRUST	120
BABINGTON BUSINESS COLLEGE LIMITED	110
DE MONTFORT UNIVERSITY	110
BPP PROFESSIONAL EDUCATION LIMITED	100
Total	6,430

Apprenticeship starts by subjects

The most popular subject areas are:

- Health, Public Services and Care
- Business, Administration and Law
- Engineering and Manufacturing
- Retail and Commercial Enterprise

This has changed from 2020/21 when Business was top, Health second and Retail third.

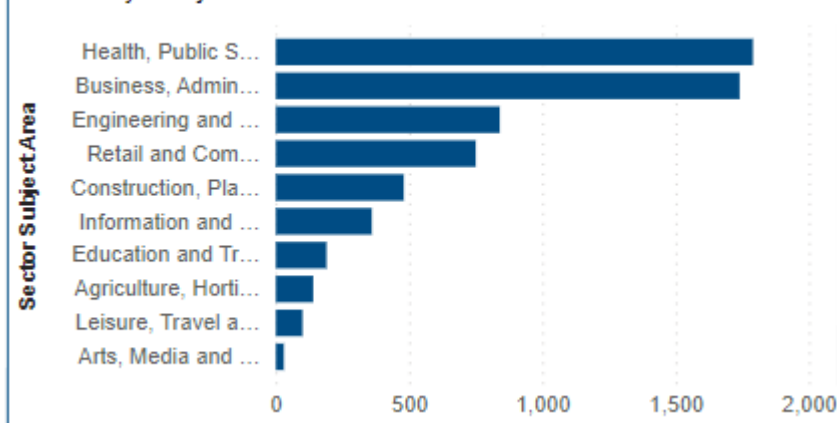
The order is the same as the national profile.

The most popular apprenticeships include several managerial and professional services jobs which is counter to more traditional stereotypes of apprenticeships.

Popular roles include:

- Team Leader of supervisor
- Accountancy or Taxation professional
- Operations or Departmental manager

Starts by subject area



Apprenticeship Description	Apprenticeships
Team Leader or Supervisor	340
Early Years Educator	270
Business Administrator	230
Accountancy or Taxation Professional	190
Adult Care Worker	190
Lead Adult Care Worker	180
Operations or Departmental Manager	170
Early Years Practitioner	160
Customer Service Practitioner	150
Installation Electrician and Maintenance Electrician	150
Hair Professional	130
Carpentry and Joinery	120
Dental Nurse (Integrated)	110
Teaching Assistant	100
Children, Young People and Families Practitioner	90
Nursing Associate (NMC: 2018)	90
Total	6,430

Apprenticeships - Breakdown of Delivery to Learner Area

Learner LAD	Provider Name	Level	Apprenticeships
Charnwood	LOUGHBOROUGH COLLEGE	Advanced Apprenticeship	70
Leicester	LIFETIME TRAINING GROUP LIMITED	Intermediate Apprenticeship	70
Leicester	LEICESTER COLLEGE	Advanced Apprenticeship	70
Leicester	LEICESTER COLLEGE	Intermediate Apprenticeship	50
Leicester	REMIT GROUP LIMITED	Intermediate Apprenticeship	50
North West Leicestershire	THE SMB GROUP	Intermediate Apprenticeship	50
North West Leicestershire	THE SMB GROUP	Advanced Apprenticeship	50
Blaby	LEICESTER COLLEGE	Advanced Apprenticeship	40
Harborough	DE MONTFORT UNIVERSITY	Higher Apprenticeship	40
Leicester	BCTG LIMITED	Intermediate Apprenticeship	40
Leicester	HEART OF ENGLAND TRAINING LIMITED	Advanced Apprenticeship	40
Leicester	LIFETIME TRAINING GROUP LIMITED	Advanced Apprenticeship	40
Total			6,430

Delivery LAD	Provider Name	Level	Apprenticeships
Leicester	LEICESTER COLLEGE	Advanced Apprenticeship	210
Leicester	LEICESTER COLLEGE	Intermediate Apprenticeship	170
Leicester	DE MONTFORT UNIVERSITY	Higher Apprenticeship	110
North West Leicestershire	THE SMB GROUP	Advanced Apprenticeship	100
North West Leicestershire	THE SMB GROUP	Intermediate Apprenticeship	90
Charnwood	LOUGHBOROUGH COLLEGE	Advanced Apprenticeship	70
Leicester	UNIVERSITY HOSPITALS OF LEICESTER NATIONAL HEALTH SERVICE TRUST	Higher Apprenticeship	70
Coventry	COVENTRY UNIVERSITY	Higher Apprenticeship	60
Leicester	REMIT GROUP LIMITED	Intermediate Apprenticeship	60
Rugby	HER MAJESTY'S PRISON & PROBATION SERVICE (HMPPS), MINISTRY OF JUSTICE (MOJ)	Advanced Apprenticeship	60
Blaby	LIFETIME TRAINING GROUP LIMITED	Advanced Apprenticeship	50
Total			6,430

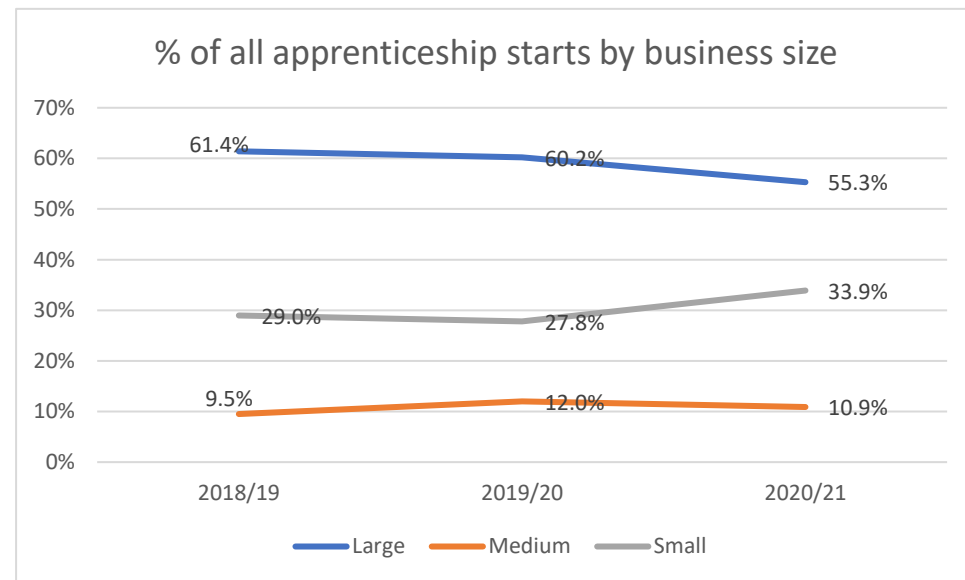
Apprenticeships by business size (2020/21 data)

The majority of apprenticeship starts are with large businesses (over 250 employees) with the second highest group small businesses (0-49 employees).

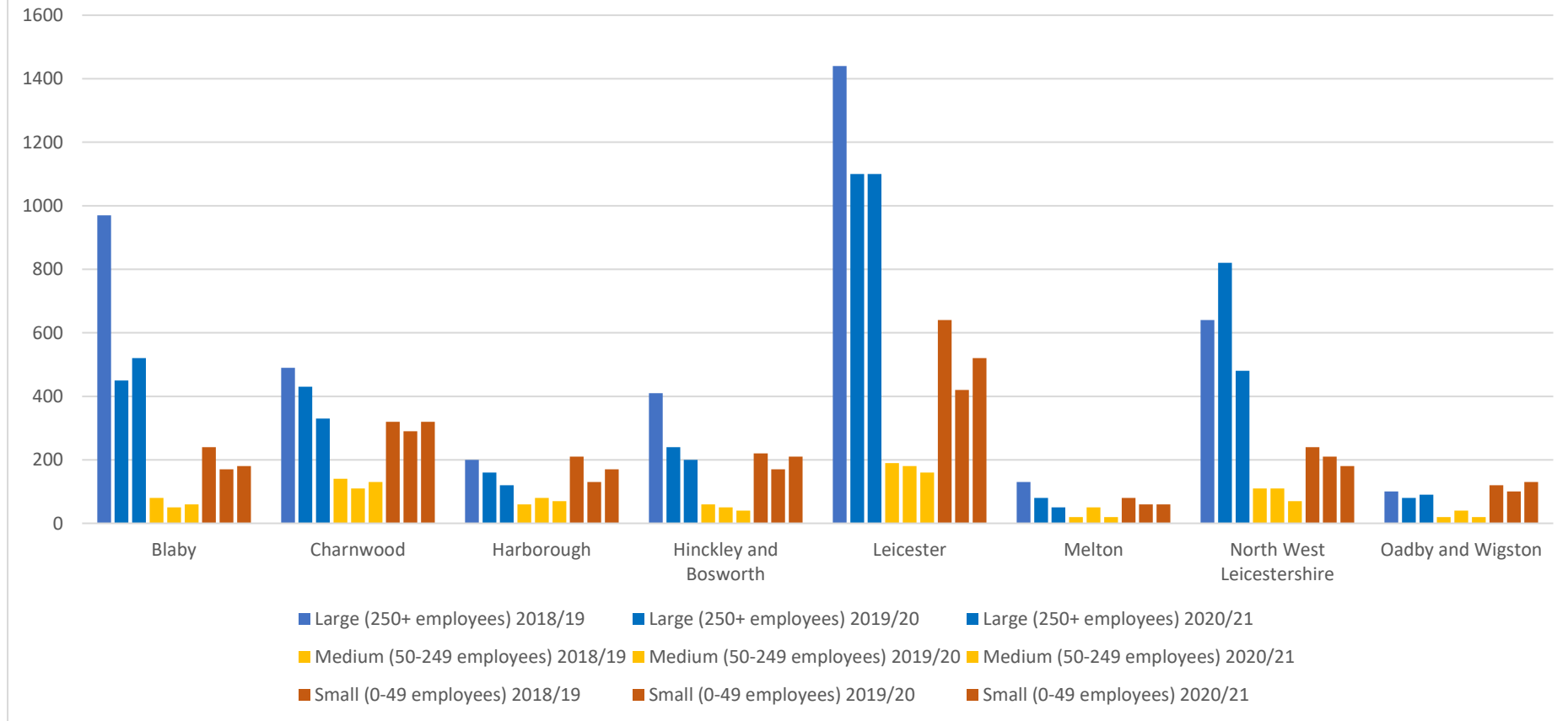
Medium sized businesses (50-249) are the smallest group.

Although the order has not changed, the number of apprenticeship starts with large businesses has fallen as a proportion with the actual numbers falling from 4380 to 2890 over 3 years.

The same period has seen growth in the proportion of small businesses taking on an apprentice as a percentage of the LLEP total. However, the actual number has still fallen, from 2070 to 1770.



Apprenticeship starts by business size 2018/19 - 2020/21

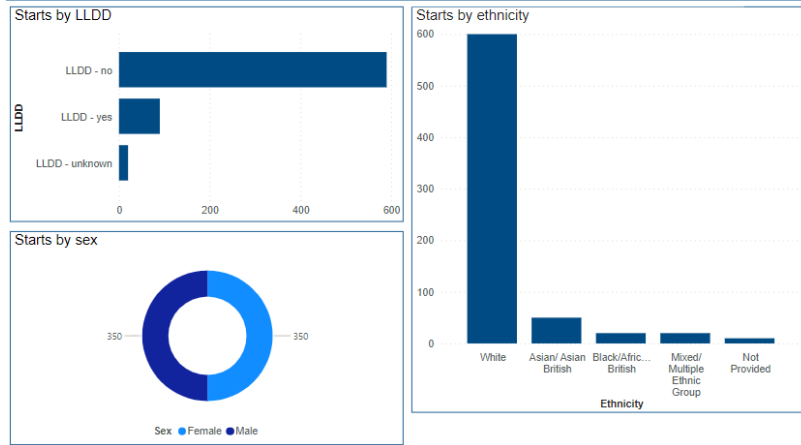


The above graph shows how apprenticeship starts by business size have changed over the previous 3 years. This demonstrates areas where large changes have happened, impacting the overall LLEP figure. Most notably falls in large employer apprenticeship starts in Blaby, Leicester and NW Leicestershire.

Demographics by District

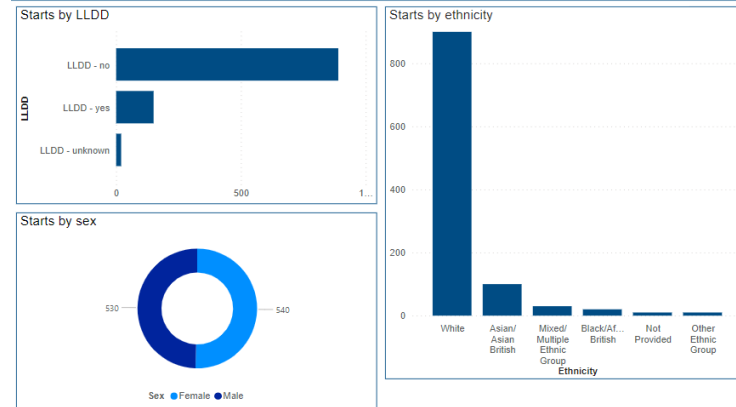
Blaby

Apprenticeships by Demographics



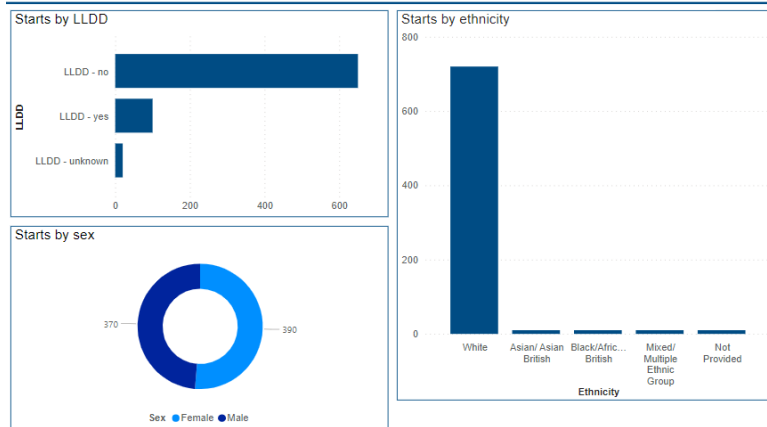
Charnwood

Apprenticeships by Demographics



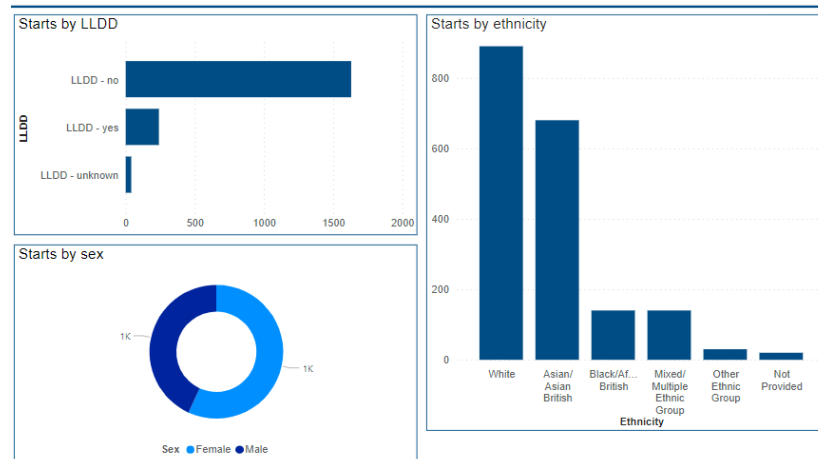
Hinckley and Bosworth

Apprenticeships by Demographics



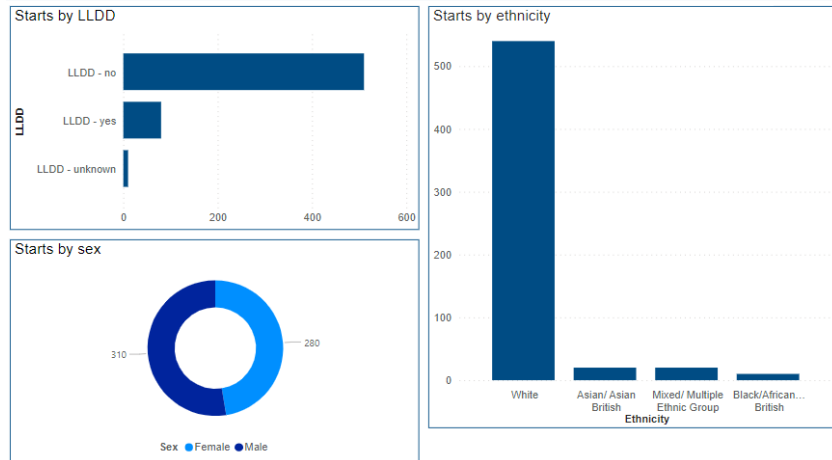
Leicester City

Apprenticeships by Demographics



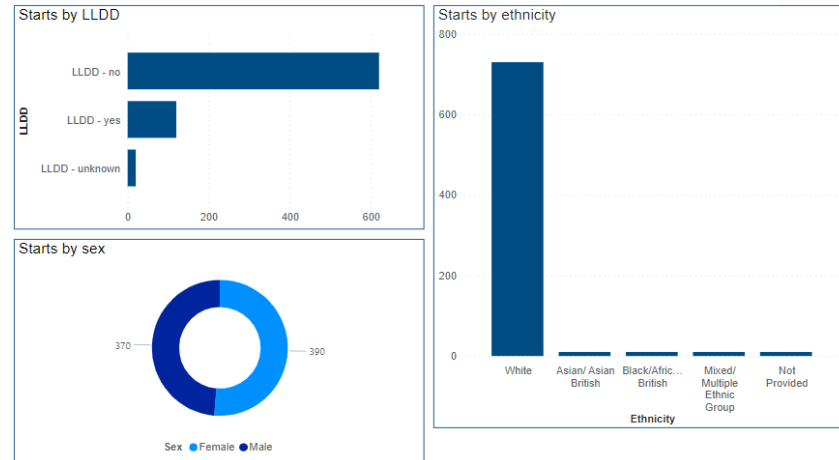
Harborough

Apprenticeships by Demographics



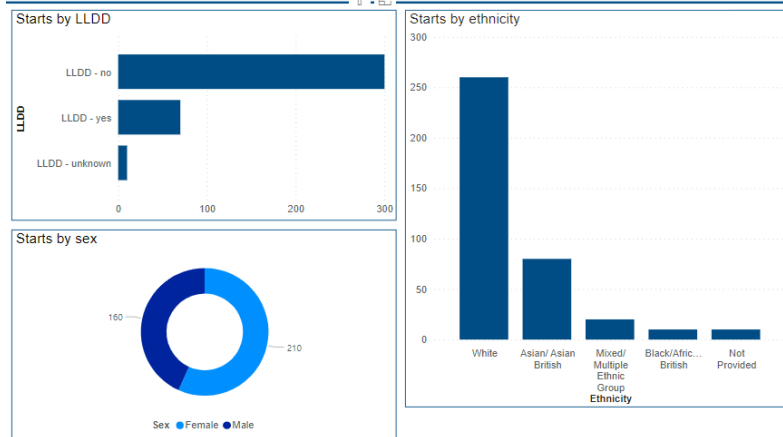
North West Leicestershire

Apprenticeships by Demographics



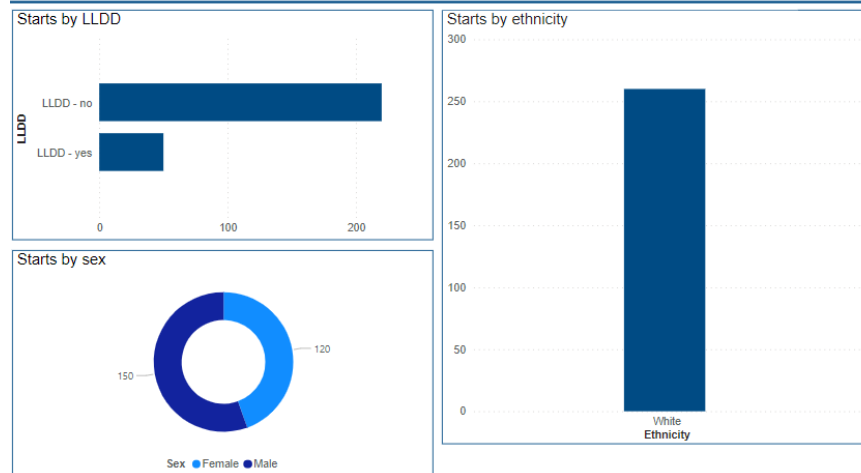
Oadby and Wigston

Apprenticeships by Demographics

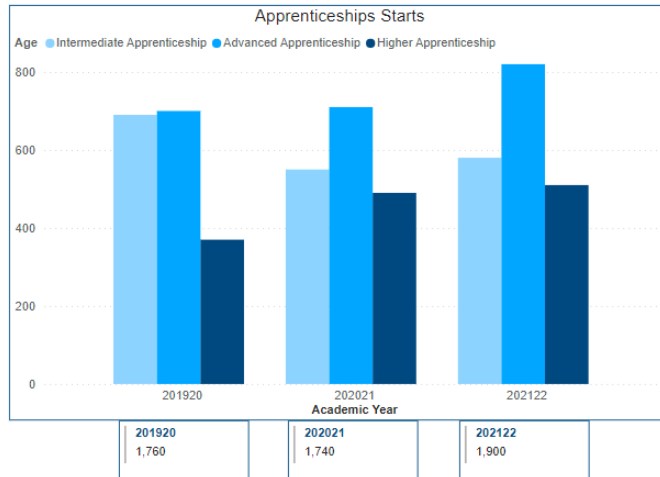


Melton

Apprenticeships by Demographics

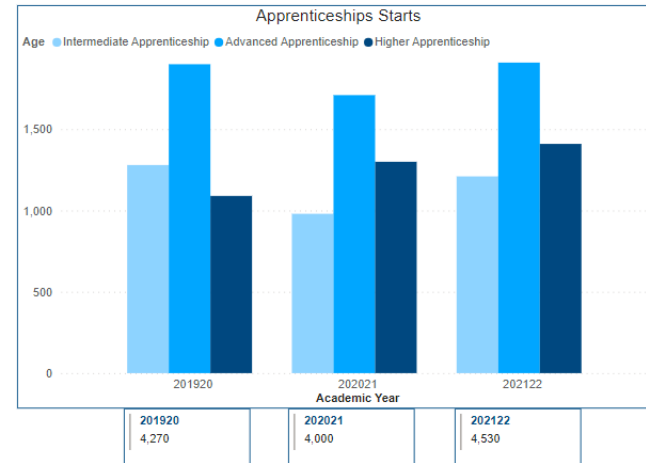


Leicester City Apprenticeships Summary



Leicestershire County

Apprenticeships Summary

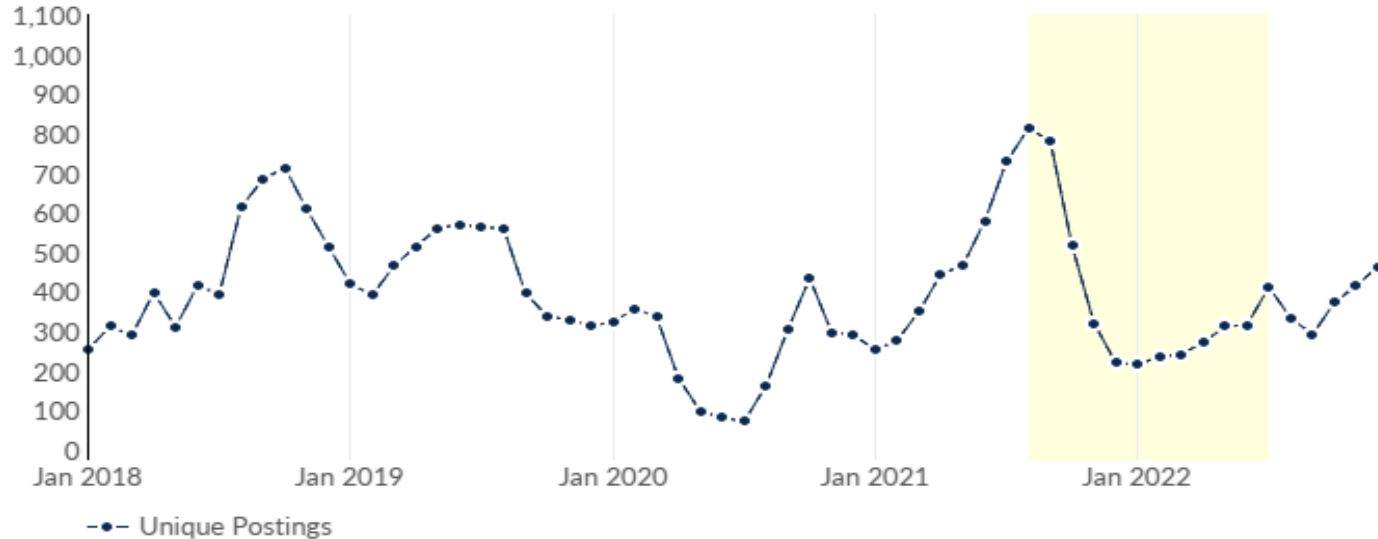


LLEP area advertised apprenticeship vacancy information*

Advertised pay for apprenticeships (where given), has increased by 21.9% during this time-period. The median advertised pay for apprenticeships, where given, is £17.1k per year. Please note, in the majority of advertised vacancies pay is not detailed in the advert. The top 7 most advertised job areas for apprenticeships are:

- Business administration roles
- Chefs
- Customer service roles
- IT user support roles
- Nursery nurse and assistants
- Marketing and sales leads
- Engineering technicians

(*time-period as per other data, August 2021 to July 2022)



Time frame trend for advertised apprenticeship vacancies

Sources of data and useful information

- Gov.UK data source: <https://explore-education-statistics.service.gov.uk/find-statistics/apprenticeships-and-traineeships/2021-22>
- Link to **LLEP Apprenticeship Strategy**: <https://llep.org.uk/app/uploads/2022/02/LLEP-Apprenticeship-Strategy-2022.pdf>
- Advertised **vacancy analysis** of apprenticeships from **Lightcast UK**.
- The LLEP have created an online area matrix of **apprenticeship providers and what areas of apprenticeships** they offer. <https://public.tableau.com/app/profile/r.i.team.leicestershire.county.council/viz/EconomicApprenticeshipsSurveyAnalysis/Frontpage?publish=yes>. We are currently working with the **Local Skills Improvement Plan** data team to further enhance this and to add it into the area LSIP dashboard.
- The LLEP and wider partners has created a snapshot Building the Workforce of the Future guide for employers to area experience of the workplace offers, including apprenticeships, see: <https://llep.org.uk/buildingtheworkforce/>
- Find the latest area vacancies, resources and more here: <https://www.apprenticeships.gov.uk/>



Summary created by LLEP Skills Team, Stewart Smith and Anna Cyhan, January 2023, stewart.smith@llep.org.uk, anna.cyhan@llep.org.uk